Classic golf cart

Needlepoint pattern | 72 x 72 stitches | 4 x 4 in (10.2 x 10.2 cm) on 18 mesh | 16 colors



How to stitch it



1. Each square is one tent stitch, up at 1, down at 2. Lines in continental, right to left, the canvas upside down for the next row; wide areas in basketweave.
2. Cut 18 in of thread. Start and end it without a knot left behind.
3. Mark the middle of the canvas. It is the outlined square, column 36, row 36 (DMC 712): start there. Count threads, not holes.
4. Go on from it: picture first, background last. End the thread before crossing another color.
5. Last, two more rows all round, each stitch in the color it lies beside: the board's edge hides them.

First time? How to needlepoint: flossfield.com/needlepoint/guides/how-to-start/
How to read a chart: flossfield.com/needlepoint/guides/how-to-read-a-chart/

What you need

Canvas: blank mono canvas, 18 mesh (18 threads to the inch), cut 8.5 in square (21.6 cm).

Needle: blunt tapestry, size 22. Also masking tape for the cut edges, and small scissors.

Thread: six-strand floss, 16 colors, about 16 skeins in all (an estimate). Stitch with 4 strands (5 or 6 if canvas shows).

Make it an ornament: board, thin batting, backing fabric and twisted cord.
How to finish an ornament.

Thread list, DMC

			stitches	skeins
●	**813**	Light Blue	842	1
■	**3347**	Medium Yellow Green	775	1
▲	**500**	Very Dark Blue Green	557	1
◆	**712**	Cream	555	1
▼	**3346**	Hunter Green	330	1
★	**3371**	Black Brown	277	1
❖	**738**	Very Light Tan	263	1
X	**3831**	Dark Raspberry	257	1
H	**827**	Very Light Blue	253	1
+	**975**	Dark Golden Brown	208	1
=	**976**	Medium Golden Brown	184	1
Z	**745**	Light Pale Yellow	164	1
A	**3821**	Straw	145	1
V	**3348**	Light Yellow Green	141	1
T	**761**	Light Salmon	138	1
N	**815**	Medium Garnet	95	1

Skeins are estimates, with the two extra rows: the thread a stitch takes on the front and back of 18 mesh canvas, plus 30 percent, rounded up for each color.

Thread colors are approximate screen matches to DMC numbers. Check against real thread before you buy.

For your own stitching, gifts and handmade pieces you sell. Do not resell or share this PDF or copies of it.

Classic golf cart Needlepoint pattern

Chart: 72 x 72 stitches. Start at the red outline



Key

- ● **DMC 813** Light Blue
- ■ **DMC 3347** Medium Yellow Green
- ▲ **DMC 500** Very Dark Blue Green
- ◆ **DMC 712** Cream
- ▼ **DMC 3346** Hunter Green
- ★ **DMC 3371** Black Brown
- ❖ **DMC 738** Very Light Tan
- X **DMC 3831** Dark Raspberry
- H **DMC 827** Very Light Blue
- \+ **DMC 975** Dark Golden Brown
- = **DMC 976** Medium Golden Brown
- Z **DMC 745** Light Pale Yellow
- A **DMC 3821** Straw
- V **DMC 3348** Light Yellow Green
- T **DMC 761** Light Salmon
- N **DMC 815** Medium Garnet