Classic red-tailed hawk

Needlepoint pattern | 90 x 126 stitches | 5 x 7 in (12.7 x 17.8 cm) on 18 mesh | 20 colors



How to stitch it



1. Each square is one tent stitch, up at 1, down at 2. Lines in continental, right to left, the canvas upside down for the next row; wide areas in basketweave.
2. Cut 18 in of thread. Start and end it without a knot left behind.
3. Mark the middle of the canvas. It is the outlined square on page 2, column 45, row 63 (DMC 801): start there. Count threads, not holes.
4. Go on from it: picture first, background last. Gray squares are on two pages: stitch them once.
5. When it is done, block it square.

First time? How to needlepoint: flossfield.com/needlepoint/guides/how-to-start/
How to read a chart: flossfield.com/needlepoint/guides/how-to-read-a-chart/

What you need

Canvas: blank mono canvas, 18 mesh (18 threads to the inch), cut 9 in wide x 11 in high (22.9 x 27.9 cm).

Needle: blunt tapestry, size 22. Also masking tape for the cut edges, and small scissors.

Thread: six-strand floss, 20 colors, about 21 skeins in all (an estimate). Stitch with 4 strands (5 or 6 if canvas shows).

Frame it: acid-free board and a frame.
How to frame needlepoint.

Thread list, DMC

			stitches	skeins
●	3743	Very Light Antique Violet	2,098	2
■	967	Very Light Apricot	1,177	1
▲	676	Light Old Gold	1,162	1
◆	3856	Ultra Very Light Mahogany	845	1
▼	745	Light Pale Yellow	697	1
★	801	Dark Coffee Brown	664	1
❖	3041	Medium Antique Violet	620	1
X	3031	Very Dark Mocha Brown	583	1
H	3042	Light Antique Violet	542	1
+	3371	Black Brown	485	1
=	842	Very Light Beige Brown	378	1
Z	844	Ultra Dark Beaver Gray	363	1
A	729	Medium Old Gold	318	1
V	3862	Dark Mocha Beige	311	1
T	3866	Ultra Very Light Mocha	307	1
N	648	Light Beaver Gray	255	1
S	646	Dark Beaver Gray	212	1
K	919	Red Copper	175	1
E	402	Very Light Mahogany	93	1
C	921	Copper	55	1

Skeins are estimates: the thread a stitch takes on the front and back of 18 mesh canvas, plus 30 percent, rounded up for each color.
Thread colors are approximate screen matches to DMC numbers. Check against real thread before you buy.
For your own stitching, gifts and handmade pieces you sell. Do not resell or share this PDF or copies of it.

Classic red-tailed hawk Needlepoint pattern

Columns 1 to 90, rows 1 to 67. Start at the red outline

This page is the dark part of the chart



Key

- ● **DMC 3743** Very Light Antique Violet
- ■ **DMC 967** Very Light Apricot
- ◆ **DMC 3856** Ultra Very Light Mahogany
- ▼ **DMC 745** Light Pale Yellow
- ★ **DMC 801** Dark Coffee Brown
- X **DMC 3031** Very Dark Mocha Brown
- \+ **DMC 3371** Black Brown
- = **DMC 842** Very Light Beige Brown
- Z **DMC 844** Ultra Dark Beaver Gray
- A **DMC 729** Medium Old Gold
- V **DMC 3862** Dark Mocha Beige
- T **DMC 3866** Ultra Very Light Mocha
- S **DMC 646** Dark Beaver Gray

Classic red-tailed hawk Needlepoint pattern

Columns 1 to 90, rows 68 to 126. Gray squares: charted already, do not stitch again

This page is the dark part of the chart



Key

- ● **DMC 3743** Very Light Antique Violet
- ▲ **DMC 676** Light Old Gold
- ▼ **DMC 745** Light Pale Yellow
- ★ **DMC 801** Dark Coffee Brown
- ❖ **DMC 3041** Medium Antique Violet
- X **DMC 3031** Very Dark Mocha Brown
- H **DMC 3042** Light Antique Violet
- \+ **DMC 3371** Black Brown
- = **DMC 842** Very Light Beige Brown
- Z **DMC 844** Ultra Dark Beaver Gray
- A **DMC 729** Medium Old Gold
- V **DMC 3862** Dark Mocha Beige
- T **DMC 3866** Ultra Very Light Mocha
- N **DMC 648** Light Beaver Gray
- S **DMC 646** Dark Beaver Gray
- K **DMC 919** Red Copper
- E **DMC 402** Very Light Mahogany
- C **DMC 921** Copper