Classic fireplace with sleeping spaniel

Needlepoint pattern | 90 x 126 stitches | 5 x 7 in (12.7 x 17.8 cm) on 18 mesh | 20 colors



How to stitch it



1. Each square is one tent stitch, up at 1, down at 2. Lines in continental, right to left, the canvas upside down for the next row; wide areas in basketweave.
2. Cut 18 in of thread. Start and end it without a knot left behind.
3. Mark the middle of the canvas. It is the outlined square on page 2, column 45, row 63 (DMC 920): start there. Count threads, not holes.
4. Go on from it: picture first, background last. Gray squares are on two pages: stitch them once.
5. When it is done, block it square.

First time? How to needlepoint: flossfield.com/needlepoint/guides/how-to-start/
How to read a chart: flossfield.com/needlepoint/guides/how-to-read-a-chart/

What you need

Canvas: blank mono canvas, 18 mesh (18 threads to the inch), cut 9 in wide x 11 in high (22.9 x 27.9 cm).

Needle: blunt tapestry, size 22. Also masking tape for the cut edges, and small scissors.

Thread: six-strand floss, 20 colors, about 22 skeins in all (an estimate). Stitch with 4 strands (5 or 6 if canvas shows).

Frame it: acid-free board and a frame.
How to frame needlepoint.

Thread list, DMC

			stitches	skeins
●	938	Ultra Dark Coffee Brown	1,463	2
■	319	Very Dark Pistachio Green	1,273	2
▲	433	Medium Brown	1,218	1
◆	3371	Black Brown	912	1
▼	801	Dark Coffee Brown	806	1
★	890	Ultra Dark Pistachio Green	802	1
❖	437	Light Tan	654	1
X	3777	Very Dark Terra Cotta	571	1
H	922	Light Copper	559	1
+	712	Cream	536	1
=	783	Medium Topaz	458	1
Z	934	Black Avocado Green	415	1
A	920	Medium Copper	354	1
V	300	Very Dark Mahogany	321	1
T	742	Light Tangerine	303	1
N	3362	Dark Pine Green	235	1
S	356	Medium Terra Cotta	223	1
K	780	Ultra Very Dark Topaz	187	1
E	931	Medium Antique Blue	42	1
C	745	Light Pale Yellow	8	1

Skeins are estimates: the thread a stitch takes on the front and back of 18 mesh canvas, plus 30 percent, rounded up for each color.
Thread colors are approximate screen matches to DMC numbers. Check against real thread before you buy.
For your own stitching, gifts and handmade pieces you sell. Do not resell or share this PDF or copies of it.

Classic fireplace with sleeping spaniel

Needlepoint pattern

Columns 1 to 90, rows 1 to 67. Start at the red outline

This page is the dark part of the chart



Key

- DMC 938 — Ultra Dark Coffee Brown
- DMC 319 — Very Dark Pistachio Green
- DMC 433 — Medium Brown
- DMC 3371 — Black Brown
- DMC 801 — Dark Coffee Brown
- DMC 890 — Ultra Dark Pistachio Green
- DMC 437 — Light Tan
- DMC 3777 — Very Dark Terra Cotta
- DMC 922 — Light Copper
- DMC 712 — Cream
- DMC 783 — Medium Topaz
- DMC 934 — Black Avocado Green
- DMC 920 — Medium Copper
- DMC 742 — Light Tangerine
- DMC 3362 — Dark Pine Green
- DMC 356 — Medium Terra Cotta
- DMC 780 — Ultra Very Dark Topaz
- DMC 931 — Medium Antique Blue

Classic fireplace with sleeping spaniel Needlepoint pattern

Columns 1 to 90, rows 68 to 126. Gray squares: charted already, do not stitch again

This page is the dark part of the chart



Key

- **DMC 938** Ultra Dark Coffee Brown
- **DMC 319** Very Dark Pistachio Green
- **DMC 433** Medium Brown
- **DMC 3371** Black Brown
- **DMC 801** Dark Coffee Brown
- **DMC 890** Ultra Dark Pistachio Green
- **DMC 437** Light Tan
- **DMC 3777** Very Dark Terra Cotta
- **DMC 922** Light Copper
- **DMC 712** Cream
- **DMC 783** Medium Topaz
- **DMC 934** Black Avocado Green
- **DMC 920** Medium Copper
- **DMC 300** Very Dark Mahogany
- **DMC 742** Light Tangerine
- **DMC 3362** Dark Pine Green
- **DMC 356** Medium Terra Cotta
- **DMC 780** Ultra Very Dark Topaz
- **DMC 745** Light Pale Yellow