Classic hollyhocks by a cottage door

Needlepoint pattern | 90 x 126 stitches | 5 x 7 in (12.7 x 17.8 cm) on 18 mesh | 20 colors



How to stitch it



1. Each square is one tent stitch, up at 1, down at 2. Lines in continental, right to left, the canvas upside down for the next row; wide areas in basketweave.
2. Cut 18 in of thread. Start and end it without a knot left behind.
3. Mark the middle of the canvas. It is the outlined square on page 2, column 45, row 63 (DMC 815): start there. Count threads, not holes.
4. Go on from it: picture first, background last. Gray squares are on two pages: stitch them once.
5. When it is done, block it square.

First time? How to needlepoint: flossfield.com/needlepoint/guides/how-to-start/
How to read a chart: flossfield.com/needlepoint/guides/how-to-read-a-chart/

What you need

Canvas: blank mono canvas, 18 mesh (18 threads to the inch), cut 9 in wide x 11 in high (22.9 x 27.9 cm).

Needle: blunt tapestry, size 22. Also masking tape for the cut edges, and small scissors.

Thread: six-strand floss, 20 colors, about 22 skeins in all (an estimate). Stitch with 4 strands (5 or 6 if canvas shows).

Frame it: acid-free board and a frame.
How to frame needlepoint.

Thread list, DMC

			stitches	skeins
●	738	Very Light Tan	1,526	2
□	3346	Hunter Green	1,378	2
△	895	Very Dark Hunter Green	1,089	1
◆	437	Light Tan	1,005	1
▼	841	Light Beige Brown	980	1
★	746	Off White	839	1
❖	930	Dark Antique Blue	637	1
X	3347	Medium Yellow Green	628	1
H	931	Medium Antique Blue	620	1
+	932	Light Antique Blue	448	1
=	727	Very Light Topaz	344	1
Z	154	Very Dark Grape	335	1
A	3354	Light Dusty Rose	236	1
V	321	Red	228	1
T	3853	Dark Autumn Gold	216	1
N	815	Medium Garnet	206	1
S	920	Medium Copper	194	1
K	3820	Dark Straw	180	1
E	3731	Very Dark Dusty Rose	134	1
C	472	Ultra Light Avocado Green	117	1

Skeins are estimates: the thread a stitch takes on the front and back of 18 mesh canvas, plus 30 percent, rounded up for each color.
Thread colors are approximate screen matches to DMC numbers. Check against real thread before you buy.
For your own stitching, gifts and handmade pieces you sell. Do not resell or share this PDF or copies of it.

Classic hollyhocks by a cottage door

Needlepoint pattern

Columns 1 to 90, rows 1 to 67. Start at the red outline

This page is the dark part of the chart



Key

- DMC 738 — Very Light Tan
- DMC 3346 — Hunter Green
- DMC 895 — Very Dark Hunter Green
- DMC 437 — Light Tan
- DMC 841 — Light Beige Brown
- DMC 746 — Off White
- DMC 930 — Dark Antique Blue
- DMC 3347 — Medium Yellow Green
- DMC 931 — Medium Antique Blue
- DMC 932 — Light Antique Blue
- DMC 727 — Very Light Topaz
- DMC 154 — Very Dark Grape
- DMC 3354 — Light Dusty Rose
- DMC 321 — Red
- DMC 815 — Medium Garnet
- DMC 3820 — Dark Straw
- DMC 3731 — Very Dark Dusty Rose
- DMC 472 — Ultra Light Avocado Green

Classic hollyhocks by a cottage door

Needlepoint pattern

Columns 1 to 90, rows 68 to 126. Gray squares: charted already, do not stitch again

This page is the dark part of the chart



Key

- DMC 738 — Very Light Tan
- DMC 3346 — Hunter Green
- DMC 895 — Very Dark Hunter Green
- DMC 437 — Light Tan
- DMC 841 — Light Beige Brown
- DMC 746 — Off White
- DMC 930 — Dark Antique Blue
- DMC 3347 — Medium Yellow Green
- DMC 931 — Medium Antique Blue
- DMC 932 — Light Antique Blue
- DMC 727 — Very Light Topaz
- DMC 154 — Very Dark Grape
- DMC 3354 — Light Dusty Rose
- DMC 321 — Red
- DMC 3853 — Dark Autumn Gold
- DMC 815 — Medium Garnet
- DMC 920 — Medium Copper
- DMC 3820 — Dark Straw
- DMC 3731 — Very Dark Dusty Rose