Classic hummingbird at trumpet vine

Needlepoint pattern | 90 x 126 stitches | 5 x 7 in (12.7 x 17.8 cm) on 18 mesh | 20 colors



How to stitch it



1. Each square is one tent stitch, up at 1, down at 2. Lines in continental, right to left, the canvas upside down for the next row; wide areas in basketweave.
2. Cut 18 in of thread. Start and end it without a knot left behind.
3. Mark the middle of the canvas. It is the outlined square on page 2, column 45, row 63 (DMC 3865): start there. Count threads, not holes.
4. Go on from it: picture first, background last. Gray squares are on two pages: stitch them once.
5. When it is done, block it square.

First time? How to needlepoint: flossfield.com/needlepoint/guides/how-to-start/
How to read a chart: flossfield.com/needlepoint/guides/how-to-read-a-chart/

What you need

Canvas: blank mono canvas, 18 mesh (18 threads to the inch), cut 9 in wide x 11 in high (22.9 x 27.9 cm).

Needle: blunt tapestry, size 22. Also masking tape for the cut edges, and small scissors.

Thread: six-strand floss, 20 colors, about 24 skeins in all (an estimate). Stitch with 4 strands (5 or 6 if canvas shows).

Frame it: acid-free board and a frame.
How to frame needlepoint.

Thread list, DMC

			stitches	skeins
●	3371	Black Brown	6,108	5
□	3740	Dark Antique Violet	903	1
▲	937	Medium Avocado Green	782	1
◆	500	Very Dark Blue Green	389	1
▼	815	Medium Garnet	384	1
★	351	Coral	326	1
❖	3042	Light Antique Violet	325	1
X	470	Light Avocado Green	273	1
H	350	Medium Coral	256	1
+	562	Medium Jade	246	1
=	3041	Medium Antique Violet	218	1
Z	3743	Very Light Antique Violet	215	1
A	352	Light Coral	177	1
V	561	Very Dark Jade	172	1
T	353	Peach	154	1
N	471	Very Light Avocado Green	146	1
S	741	Medium Tangerine	78	1
K	3865	Winter White	78	1
E	832	Golden Olive	78	1
C	666	Bright Red	32	1

Skeins are estimates: the thread a stitch takes on the front and back of 18 mesh canvas, plus 30 percent, rounded up for each color.
Thread colors are approximate screen matches to DMC numbers. Check against real thread before you buy.
For your own stitching, gifts and handmade pieces you sell. Do not resell or share this PDF or copies of it.

Classic hummingbird at trumpet vine

Needlepoint pattern

Columns 1 to 90, rows 1 to 67. Start at the red outline

This page is the dark part of the chart



Key

- **DMC 3371** Black Brown
- **DMC 3740** Dark Antique Violet
- **DMC 937** Medium Avocado Green
- **DMC 500** Very Dark Blue Green
- **DMC 815** Medium Garnet
- **DMC 351** Coral
- **DMC 3042** Light Antique Violet
- **DMC 470** Light Avocado Green
- **DMC 350** Medium Coral
- **DMC 562** Medium Jade
- **DMC 3041** Medium Antique Violet
- **DMC 3743** Very Light Antique Violet
- **DMC 352** Light Coral
- **DMC 561** Very Dark Jade
- **DMC 353** Peach
- **DMC 471** Very Light Avocado Green
- **DMC 741** Medium Tangerine
- **DMC 3865** Winter White
- **DMC 832** Golden Olive
- **DMC 666** Bright Red

Classic hummingbird at trumpet vine

Needlepoint pattern

Columns 1 to 90, rows 68 to 126. Gray squares: charted already, do not stitch again

This page is the dark part of the chart

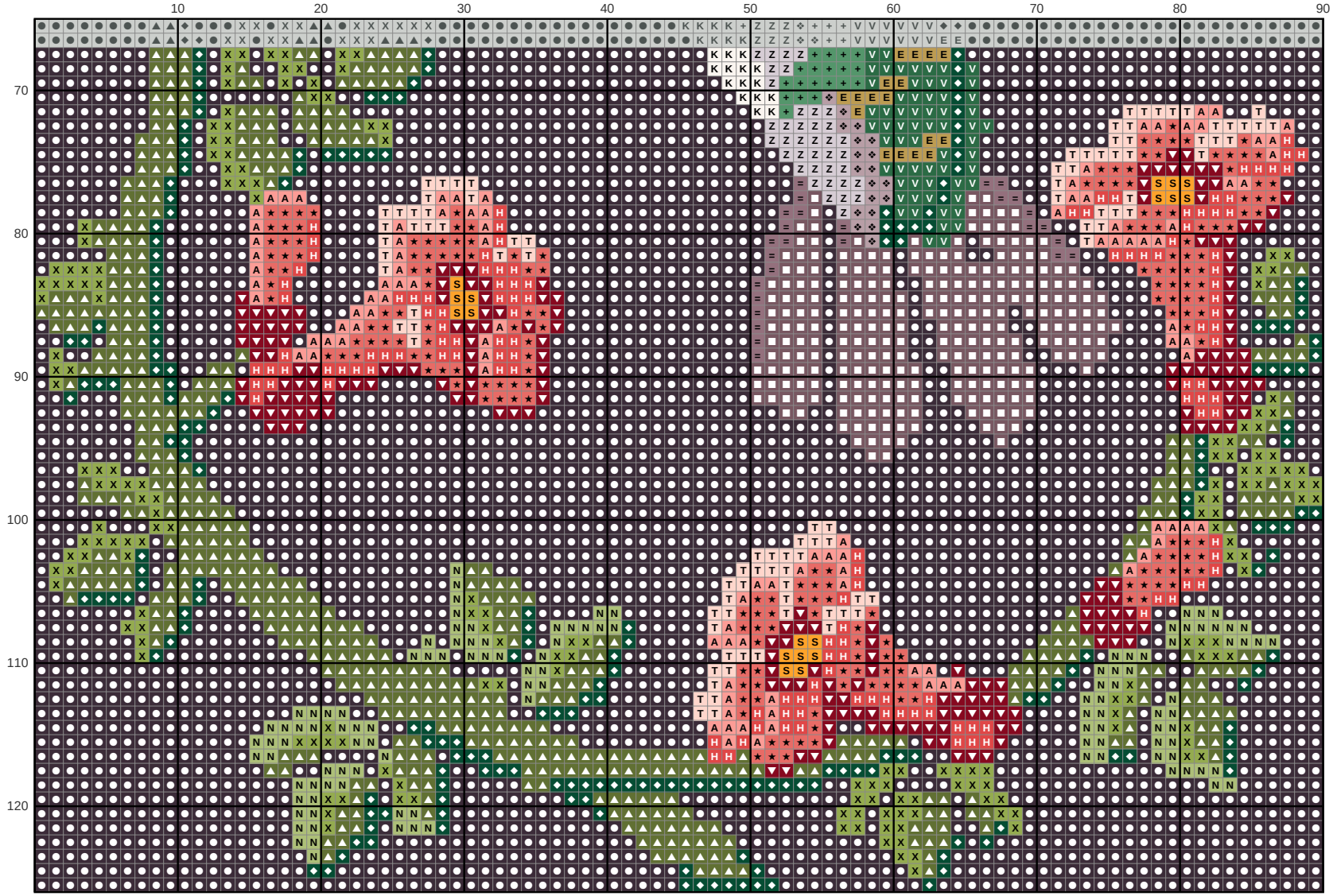

Key

- **DMC 3371** Black Brown
- **DMC 3740** Dark Antique Violet
- **DMC 937** Medium Avocado Green
- **DMC 500** Very Dark Blue Green
- **DMC 815** Medium Garnet
- **DMC 351** Coral
- **DMC 3042** Light Antique Violet
- **DMC 470** Light Avocado Green
- **DMC 350** Medium Coral
- **DMC 562** Medium Jade
- **DMC 3041** Medium Antique Violet
- **DMC 3743** Very Light Antique Violet
- **DMC 352** Light Coral
- **DMC 561** Very Dark Jade
- **DMC 353** Peach
- **DMC 471** Very Light Avocado Green
- **DMC 741** Medium Tangerine
- **DMC 3865** Winter White
- **DMC 832** Golden Olive