Classic hydrangea in lavender watercolor

Needlepoint pattern | 140 x 140 stitches | 14 x 14 in (35.6 x 35.6 cm) on 10 mesh | 24 colors



How to stitch it



1. Each square is one tent stitch, up at 1, down at 2. Lines in continental, right to left, the canvas upside down for the next row; wide areas in basketweave.
2. Cut 18 in of thread. Start and end it without a knot left behind.
3. Mark the middle of the canvas. It is the outlined square on page 2, column 70, row 70 (DMC 209): start there. Count threads, not holes.
4. Go on from it: picture first, background last. Gray squares are on two pages: stitch them once.
5. Last, two more rows all round, each stitch in the color it lies beside: the seam hides them.

First time? How to needlepoint: flossfield.com/needlepoint/guides/how-to-start/
How to read a chart: flossfield.com/needlepoint/guides/how-to-read-a-chart/

What you need

Canvas: blank mono canvas, 10 mesh (10 threads to the inch), cut 18.5 in square (47 cm).

Needle: blunt tapestry, size 18. Also masking tape for the cut edges, and small scissors.

Thread: pearl cotton size 3, 24 colors, about 44 skeins in all (an estimate). Stitch with 2 lengths together.

Make it a pillow: backing fabric, an insert the size of the stitching or an inch larger, and cord or piping for the edge. How to finish a pillow.

Thread list, DMC

			stitches	skeins
●	**3866**	Ultra Very Light Mocha	3,242	6
■	**27**	White Violet	2,092	4
▲	**24**	White Lavender	1,966	4
◆	**ECRU**	Ecru	1,931	4
▼	**210**	Medium Lavender	1,144	2
★	**209**	Dark Lavender	1,082	2
❖	**208**	Very Dark Lavender	905	2
X	**3362**	Dark Pine Green	808	2
H	**523**	Light Fern Green	797	2
+	**211**	Light Lavender	782	2
=	**3052**	Medium Green Gray	623	1
Z	**31**	Blueberry	548	1
A	**30**	Medium Light Blueberry	505	1
V	**23**	Apple Blossom	495	1
T	**341**	Light Blue Violet	479	1
N	**327**	Dark Violet	477	1
S	**156**	Medium Light Blue Violet	343	1
K	**32**	Dark Blueberry	318	1
E	**472**	Ultra Light Avocado Green	226	1
C	**3747**	Very Light Blue Violet	223	1
P	**471**	Very Light Avocado Green	213	1
U	**470**	Light Avocado Green	182	1
L	**927**	Light Gray Green	140	1
2	**926**	Medium Gray Green	79	1

Skeins are estimates, with the two extra rows: the thread a stitch takes on the front and back of 10 mesh canvas, plus 30 percent, rounded up for each color.

Thread colors are approximate screen matches to DMC numbers. Check against real thread before you buy.

For your own stitching, gifts and handmade pieces you sell. Do not resell or share this PDF or copies of it.

Classic hydrangea in lavender watercolor

Needlepoint pattern

Columns 1 to 74, rows 1 to 74. Start at the red outline

This page is the dark part of the chart



Key

- ● **DMC 3866** Ultra Very Light Mocha
- ◆ **DMC ECRU** Ecru
- ▼ **DMC 210** Medium Lavender
- ★ **DMC 209** Dark Lavender
- ❖ **DMC 208** Very Dark Lavender
- X **DMC 3362** Dark Pine Green
- H **DMC 523** Light Fern Green
- \+ **DMC 211** Light Lavender
- = **DMC 3052** Medium Green Gray
- Z **DMC 31** Blueberry
- A **DMC 30** Medium Light Blueberry
- V **DMC 23** Apple Blossom
- T **DMC 341** Light Blue Violet
- N **DMC 327** Dark Violet
- S **DMC 156** Medium Light Blue Violet
- K **DMC 32** Dark Blueberry
- E **DMC 472** Ultra Light Avocado Green
- C **DMC 3747** Very Light Blue Violet
- P **DMC 471** Very Light Avocado Green
- U **DMC 470** Light Avocado Green

Classic hydrangea in lavender watercolor Needlepoint pattern

Columns 75 to 140, rows 1 to 74. Gray squares: charted already, do not stitch again

This page is the dark part of the chart



Key

- ● **DMC 3866** Ultra Very Light Mocha
- ■ **DMC 27** White Violet
- ◆ **DMC ECRU** Ecru
- ▼ **DMC 210** Medium Lavender
- ★ **DMC 209** Dark Lavender
- ❖ **DMC 208** Very Dark Lavender
- \+ **DMC 211** Light Lavender
- Z **DMC 31** Blueberry
- A **DMC 30** Medium Light Blueberry
- V **DMC 23** Apple Blossom
- T **DMC 341** Light Blue Violet
- N **DMC 327** Dark Violet
- S **DMC 156** Medium Light Blue Violet
- K **DMC 32** Dark Blueberry
- E **DMC 472** Ultra Light Avocado Green

Classic hydrangea in lavender watercolor

Needlepoint pattern

Columns 1 to 74, rows 75 to 140. Gray squares: charted already, do not stitch again

This page is the dark part of the chart



Key

- ● **DMC 3866** Ultra Very Light Mocha
- ■ **DMC 27** White Violet
- ▲ **DMC 24** White Lavender
- ▼ **DMC 210** Medium Lavender
- ★ **DMC 209** Dark Lavender
- ❖ **DMC 208** Very Dark Lavender
- **X** **DMC 3362** Dark Pine Green
- **H** **DMC 523** Light Fern Green
- **=** **DMC 3052** Medium Green Gray
- **N** **DMC 327** Dark Violet
- **K** **DMC 32** Dark Blueberry
- **E** **DMC 472** Ultra Light Avocado Green
- **P** **DMC 471** Very Light Avocado Green
- **U** **DMC 470** Light Avocado Green
- **L** **DMC 927** Light Gray Green
- **2** **DMC 926** Medium Gray Green

Classic hydrangea in lavender watercolor Needlepoint pattern

Columns 75 to 140, rows 75 to 140. Gray squares: charted already, do not stitch again

This page is the dark part of the chart



Key

- ■ **DMC 27** White Violet
- ▲ **DMC 24** White Lavender
- ▼ **DMC 210** Medium Lavender
- ★ **DMC 209** Dark Lavender
- ❖ **DMC 208** Very Dark Lavender
- X **DMC 3362** Dark Pine Green
- H **DMC 523** Light Fern Green
- \+ **DMC 211** Light Lavender
- = **DMC 3052** Medium Green Gray
- A **DMC 30** Medium Light Blueberry
- T **DMC 341** Light Blue Violet
- N **DMC 327** Dark Violet
- S **DMC 156** Medium Light Blue Violet
- K **DMC 32** Dark Blueberry
- E **DMC 472** Ultra Light Avocado Green
- L **DMC 927** Light Gray Green
- 2 **DMC 926** Medium Gray Green