Classic Imari vase

Needlepoint pattern | 90 x 126 stitches | 5 x 7 in (12.7 x 17.8 cm) on 18 mesh | 20 colors



How to stitch it



1. Each square is one tent stitch, up at 1, down at 2. Lines in continental, right to left, the canvas upside down for the next row; wide areas in basketweave.
2. Cut 18 in of thread. Start and end it without a knot left behind.
3. Mark the middle of the canvas. It is the outlined square on page 2, column 45, row 63 (DMC 797): start there. Count threads, not holes.
4. Go on from it: picture first, background last. Gray squares are on two pages: stitch them once.
5. When it is done, block it square.

First time? How to needlepoint: flossfield.com/needlepoint/guides/how-to-start/
How to read a chart: flossfield.com/needlepoint/guides/how-to-read-a-chart/

What you need

Canvas: blank mono canvas, 18 mesh (18 threads to the inch), cut 9 in wide x 11 in high (22.9 x 27.9 cm).

Needle: blunt tapestry, size 22. Also masking tape for the cut edges, and small scissors.

Thread: six-strand floss, 20 colors, about 23 skeins in all (an estimate). Stitch with 4 strands (5 or 6 if canvas shows).

Frame it: acid-free board and a frame.
How to frame needlepoint.

Thread list, DMC

			stitches	skeins				stitches	skeins
●	**729**	Medium Old Gold	2,692	3	=	**3778**	Light Terra Cotta	302	1
■	**310**	Black	1,880	2	Z	**939**	Very Dark Navy Blue	300	1
▲	**3820**	Dark Straw	1,220	1	A	**3830**	Terra Cotta	250	1
◆	**BLANC**	White	883	1	V	**3362**	Dark Pine Green	242	1
▼	**797**	Royal Blue	730	1	T	**3825**	Pale Pumpkin	206	1
★	**799**	Medium Delft Blue	460	1	N	**154**	Very Dark Grape	202	1
❖	**3822**	Light Straw	404	1	S	**900**	Dark Burnt Orange	185	1
X	**815**	Medium Garnet	369	1	K	**832**	Golden Olive	158	1
H	**934**	Black Avocado Green	339	1	E	**721**	Medium Orange Spice	113	1
+	**3752**	Very Light Antique Blue	323	1	C	**3364**	Pine Green	82	1

Skeins are estimates: the thread a stitch takes on the front and back of 18 mesh canvas, plus 30 percent, rounded up for each color.
Thread colors are approximate screen matches to DMC numbers. Check against real thread before you buy.
For your own stitching, gifts and handmade pieces you sell. Do not resell or share this PDF or copies of it.

Classic Imari vase

Needlepoint pattern

Columns 1 to 90, rows 1 to 67. Start at the red outline

This page is the dark part of the chart



Key

- **DMC 729** Medium Old Gold
- **DMC 3820** Dark Straw
- **DMC BLANC** White
- **DMC 797** Royal Blue
- **DMC 799** Medium Delft Blue
- **DMC 3822** Light Straw
- **DMC 815** Medium Garnet
- **DMC 934** Black Avocado Green
- **DMC 3752** Very Light Antique Blue
- **DMC 3778** Light Terra Cotta
- **DMC 939** Very Dark Navy Blue
- **DMC 3830** Terra Cotta
- **DMC 3362** Dark Pine Green
- **DMC 3825** Pale Pumpkin
- **DMC 900** Dark Burnt Orange
- **DMC 832** Golden Olive
- **DMC 721** Medium Orange Spice
- **DMC 3364** Pine Green

Classic Imari vase

Needlepoint pattern

Columns 1 to 90, rows 68 to 126. Gray squares: charted already, do not stitch again

This page is the dark part of the chart



Key

- DMC 729 Medium Old Gold
- DMC 310 Black
- DMC BLANC White
- DMC 797 Royal Blue
- DMC 799 Medium Delft Blue
- DMC 3822 Light Straw
- DMC 815 Medium Garnet
- DMC 3752 Very Light Antique Blue
- DMC 3778 Light Terra Cotta
- DMC 939 Very Dark Navy Blue
- DMC 3830 Terra Cotta
- DMC 154 Very Dark Grape
- DMC 900 Dark Burnt Orange
- DMC 832 Golden Olive
- DMC 721 Medium Orange Spice