Classic sports jersey, vintage baseball

Needlepoint pattern | 90 x 90 stitches | 5 x 5 in (12.7 x 12.7 cm) on 18 mesh | 18 colors



How to stitch it



1. Each square is one tent stitch, up at 1, down at 2. Lines in continental, right to left, the canvas upside down for the next row; wide areas in basketweave.
2. Cut 18 in of thread. Start and end it without a knot left behind.
3. Mark the middle of the canvas. It is the outlined square on page 2, column 45, row 45 (DMC 319): start there. Count threads, not holes.
4. Go on from it: picture first, background last. Gray squares are on two pages: stitch them once.
5. Last, two more rows all round, each stitch in the color it lies beside: the opening's edge hides them.

First time? How to needlepoint: flossfield.com/needlepoint/guides/how-to-start/
How to read a chart: flossfield.com/needlepoint/guides/how-to-read-a-chart/

What you need

Canvas: blank mono canvas, 18 mesh (18 threads to the inch), cut 9.5 in square (24.1 cm).

Needle: blunt tapestry, size 22. Also masking tape for the cut edges, and small scissors.

Thread: six-strand floss, 18 colors, about 19 skeins in all (an estimate). Stitch with 4 strands (5 or 6 if canvas shows).

Fit it into a lid: the box or tray, acid-free board and backing. Measure the opening first.
How to fit it into a lid.

Thread list, DMC

			stitches	skeins
●	501	Dark Blue Green	1,412	2
■	712	Cream	975	1
▲	500	Very Dark Blue Green	727	1
◆	502	Blue Green	691	1
▼	3047	Light Yellow Beige	615	1
★	436	Tan	587	1
❖	434	Light Brown	412	1
X	319	Very Dark Pistachio Green	390	1
H	738	Very Light Tan	377	1
+	433	Medium Brown	309	1
=	898	Very Dark Coffee Brown	298	1
Z	435	Very Light Brown	293	1
A	815	Medium Garnet	282	1
V	320	Medium Pistachio Green	255	1
T	3782	Light Mocha Brown	212	1
N	841	Light Beige Brown	127	1
S	823	Dark Navy Blue	98	1
K	414	Dark Steel Gray	40	1

Skeins are estimates, with the two extra rows: the thread a stitch takes on the front and back of 18 mesh canvas, plus 30 percent, rounded up for each color.

Thread colors are approximate screen matches to DMC numbers. Check against real thread before you buy.

For your own stitching, gifts and handmade pieces you sell. Do not resell or share this PDF or copies of it.

Classic sports jersey, vintage baseball

Needlepoint pattern

Columns 1 to 49, rows 1 to 90. Start at the red outline

This page is the dark part of the chart



Key

- **DMC 501** Dark Blue Green
- **DMC 712** Cream
- **DMC 500** Very Dark Blue Green
- **DMC 502** Blue Green
- **DMC 3047** Light Yellow Beige
- **DMC 436** Tan
- **DMC 434** Light Brown
- **DMC 319** Very Dark Pistachio Green
- **DMC 738** Very Light Tan
- **DMC 433** Medium Brown
- **DMC 898** Very Dark Coffee Brown
- **DMC 435** Very Light Brown
- **DMC 815** Medium Garnet
- **DMC 320** Medium Pistachio Green
- **DMC 3782** Light Mocha Brown
- **DMC 841** Light Beige Brown
- **DMC 823** Dark Navy Blue
- **DMC 414** Dark Steel Gray

Classic sports jersey, vintage baseball

Needlepoint pattern

Columns 50 to 90, rows 1 to 90. Gray squares: charted already, do not stitch again

This page is the dark part of the chart

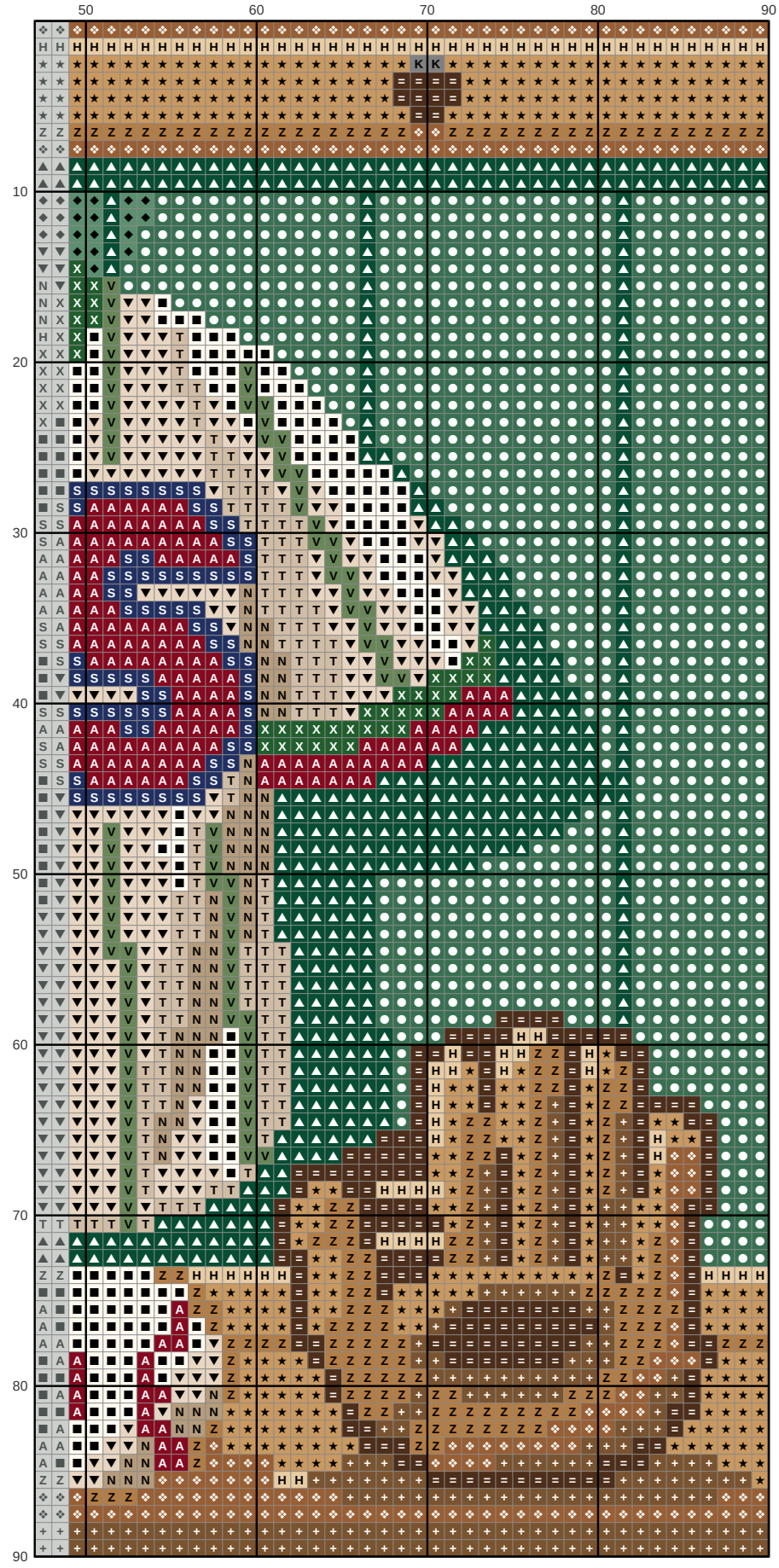

Key

- **DMC 501** Dark Blue Green
- **DMC 712** Cream
- **DMC 500** Very Dark Blue Green
- **DMC 502** Blue Green
- **DMC 3047** Light Yellow Beige
- **DMC 436** Tan
- **DMC 434** Light Brown
- **DMC 319** Very Dark Pistachio Green
- **DMC 738** Very Light Tan
- **DMC 433** Medium Brown
- **DMC 898** Very Dark Coffee Brown
- **DMC 435** Very Light Brown
- **DMC 815** Medium Garnet
- **DMC 320** Medium Pistachio Green
- **DMC 3782** Light Mocha Brown
- **DMC 841** Light Beige Brown
- **DMC 823** Dark Navy Blue
- **DMC 414** Dark Steel Gray