Classic largemouth bass

Needlepoint pattern | 90 x 126 stitches | 5 x 7 in (12.7 x 17.8 cm) on 18 mesh | 20 colors



How to stitch it



1. Each square is one tent stitch, up at 1, down at 2. Lines in continental, right to left, the canvas upside down for the next row; wide areas in basketweave.
2. Cut 18 in of thread. Start and end it without a knot left behind.
3. Mark the middle of the canvas. It is the outlined square on page 2, column 45, row 63 (DMC 834): start there. Count threads, not holes.
4. Go on from it: picture first, background last. Gray squares are on two pages: stitch them once.
5. When it is done, block it square.

First time? How to needlepoint: flossfield.com/needlepoint/guides/how-to-start/
How to read a chart: flossfield.com/needlepoint/guides/how-to-read-a-chart/

What you need

Canvas: blank mono canvas, 18 mesh (18 threads to the inch), cut 9 in wide x 11 in high (22.9 x 27.9 cm).

Needle: blunt tapestry, size 22. Also masking tape for the cut edges, and small scissors.

Thread: six-strand floss, 20 colors, about 21 skeins in all (an estimate). Stitch with 4 strands (5 or 6 if canvas shows).

Frame it: acid-free board and a frame.
How to frame needlepoint.

Thread list, DMC

			stitches	skeins
●	3856	Ultra Very Light Mahogany	1,371	2
□	434	Light Brown	1,228	1
▲	3825	Pale Pumpkin	1,062	1
◆	936	Very Dark Avocado Green	870	1
▼	3743	Very Light Antique Violet	828	1
★	436	Tan	740	1
❖	BLANC	White	734	1
X	732	Olive Green	707	1
H	3041	Medium Antique Violet	582	1
+	3740	Dark Antique Violet	473	1
=	3346	Hunter Green	421	1
Z	801	Dark Coffee Brown	417	1
A	745	Light Pale Yellow	413	1
V	934	Black Avocado Green	381	1
T	471	Very Light Avocado Green	357	1
N	739	Ultra Very Light Tan	335	1
S	834	Very Light Golden Olive	254	1
K	815	Medium Garnet	93	1
E	3810	Dark Turquoise	46	1
C	3830	Terra Cotta	28	1

Skeins are estimates: the thread a stitch takes on the front and back of 18 mesh canvas, plus 30 percent, rounded up for each color.
Thread colors are approximate screen matches to DMC numbers. Check against real thread before you buy.
For your own stitching, gifts and handmade pieces you sell. Do not resell or share this PDF or copies of it.

Classic largemouth bass

Needlepoint pattern

Columns 1 to 90, rows 1 to 67. Start at the red outline

This page is the dark part of the chart



Key

- ● **DMC 3856** Ultra Very Light Mahogany
- ▲ **DMC 3825** Pale Pumpkin
- ◆ **DMC 936** Very Dark Avocado Green
- ▼ **DMC 3743** Very Light Antique Violet
- ★ **DMC 436** Tan
- ❖ **DMC BLANC** White
- X **DMC 732** Olive Green
- H **DMC 3041** Medium Antique Violet
- \+ **DMC 3740** Dark Antique Violet
- A **DMC 745** Light Pale Yellow
- V **DMC 934** Black Avocado Green
- N **DMC 739** Ultra Very Light Tan
- S **DMC 834** Very Light Golden Olive
- K **DMC 815** Medium Garnet
- E **DMC 3810** Dark Turquoise
- C **DMC 3830** Terra Cotta

Classic largemouth bass

Needlepoint pattern

Columns 1 to 90, rows 68 to 126. Gray squares: charted already, do not stitch again

This page is the dark part of the chart



Key

- **DMC 434** Light Brown
- **DMC 3825** Pale Pumpkin
- **DMC 936** Very Dark Avocado Green
- **DMC 3743** Very Light Antique Violet
- **DMC 436** Tan
- **DMC BLANC** White
- **DMC 732** Olive Green
- **DMC 3041** Medium Antique Violet
- **DMC 3346** Hunter Green
- **DMC 801** Dark Coffee Brown
- **DMC 745** Light Pale Yellow
- **DMC 934** Black Avocado Green
- **DMC 471** Very Light Avocado Green
- **DMC 739** Ultra Very Light Tan
- **DMC 834** Very Light Golden Olive