Classic licorice allsorts

Needlepoint pattern | 90 x 90 stitches | 5 x 5 in (12.7 x 12.7 cm) on 18 mesh | 18 colors



How to stitch it



1. Each square is one tent stitch, up at 1, down at 2. Lines in continental, right to left, the canvas upside down for the next row; wide areas in basketweave.
2. Cut 18 in of thread. Start and end it without a knot left behind.
3. Mark the middle of the canvas. It is the outlined square on page 2, column 45, row 45 (DMC 3820): start there. Count threads, not holes.
4. Go on from it: picture first, background last. Gray squares are on two pages: stitch them once.
5. Last, two more rows all round, each stitch in the color it lies beside: the opening's edge hides them.

First time? How to needlepoint: flossfield.com/needlepoint/guides/how-to-start/
How to read a chart: flossfield.com/needlepoint/guides/how-to-read-a-chart/

What you need

Canvas: blank mono canvas, 18 mesh (18 threads to the inch), cut 9.5 in square (24.1 cm).

Needle: blunt tapestry, size 22. Also masking tape for the cut edges, and small scissors.

Thread: six-strand floss, 18 colors, about 20 skeins in all (an estimate). Stitch with 4 strands (5 or 6 if canvas shows).

Fit it into a lid: the box or tray, acid-free board and backing. Measure the opening first.
How to fit it into a lid.

Thread list, DMC

			stitches	skeins
●	934	Black Avocado Green	2,792	3
□	935	Dark Avocado Green	1,152	1
▲	300	Very Dark Mahogany	479	1
◆	739	Ultra Very Light Tan	425	1
▼	3371	Black Brown	405	1
★	400	Dark Mahogany	356	1
❖	437	Light Tan	350	1
X	3865	Winter White	343	1
H	223	Light Shell Pink	277	1
+	3863	Medium Mocha Beige	244	1
=	745	Light Pale Yellow	229	1
Z	402	Very Light Mahogany	217	1
A	3776	Light Mahogany	193	1
V	3721	Dark Shell Pink	180	1
T	3325	Light Baby Blue	170	1
N	3856	Ultra Very Light Mahogany	129	1
S	334	Medium Baby Blue	86	1
K	3820	Dark Straw	73	1

Skeins are estimates, with the two extra rows: the thread a stitch takes on the front and back of 18 mesh canvas, plus 30 percent, rounded up for each color.

Thread colors are approximate screen matches to DMC numbers. Check against real thread before you buy.

For your own stitching, gifts and handmade pieces you sell. Do not resell or share this PDF or copies of it.

Classic licorice allsorts Needlepoint pattern

Columns 1 to 49, rows 1 to 90. Start at the red outline

This page is the dark part of the chart

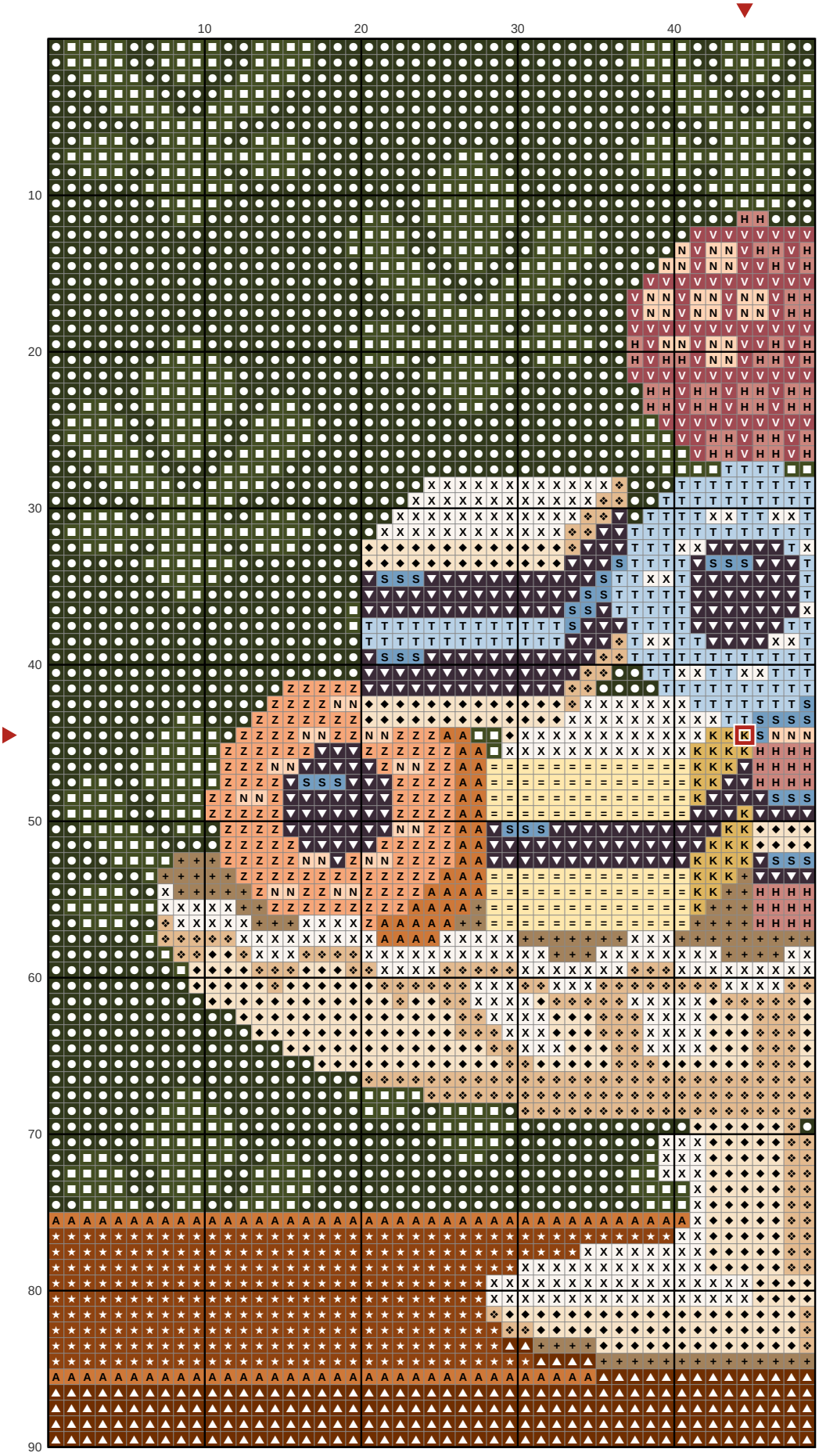

Key

- **DMC 934** Black Avocado Green
- **DMC 935** Dark Avocado Green
- **DMC 300** Very Dark Mahogany
- **DMC 739** Ultra Very Light Tan
- **DMC 3371** Black Brown
- **DMC 400** Dark Mahogany
- **DMC 437** Light Tan
- **DMC 3865** Winter White
- **DMC 223** Light Shell Pink
- **DMC 3863** Medium Mocha Beige
- **DMC 745** Light Pale Yellow
- **DMC 402** Very Light Mahogany
- **DMC 3776** Light Mahogany
- **DMC 3721** Dark Shell Pink
- **DMC 3325** Light Baby Blue
- **DMC 3856** Ultra Very Light Mahogany
- **DMC 334** Medium Baby Blue
- **DMC 3820** Dark Straw

Classic licorice allsorts Needlepoint pattern

Columns 50 to 90, rows 1 to 90. Gray squares: charted already, do not stitch again

This page is the dark part of the chart

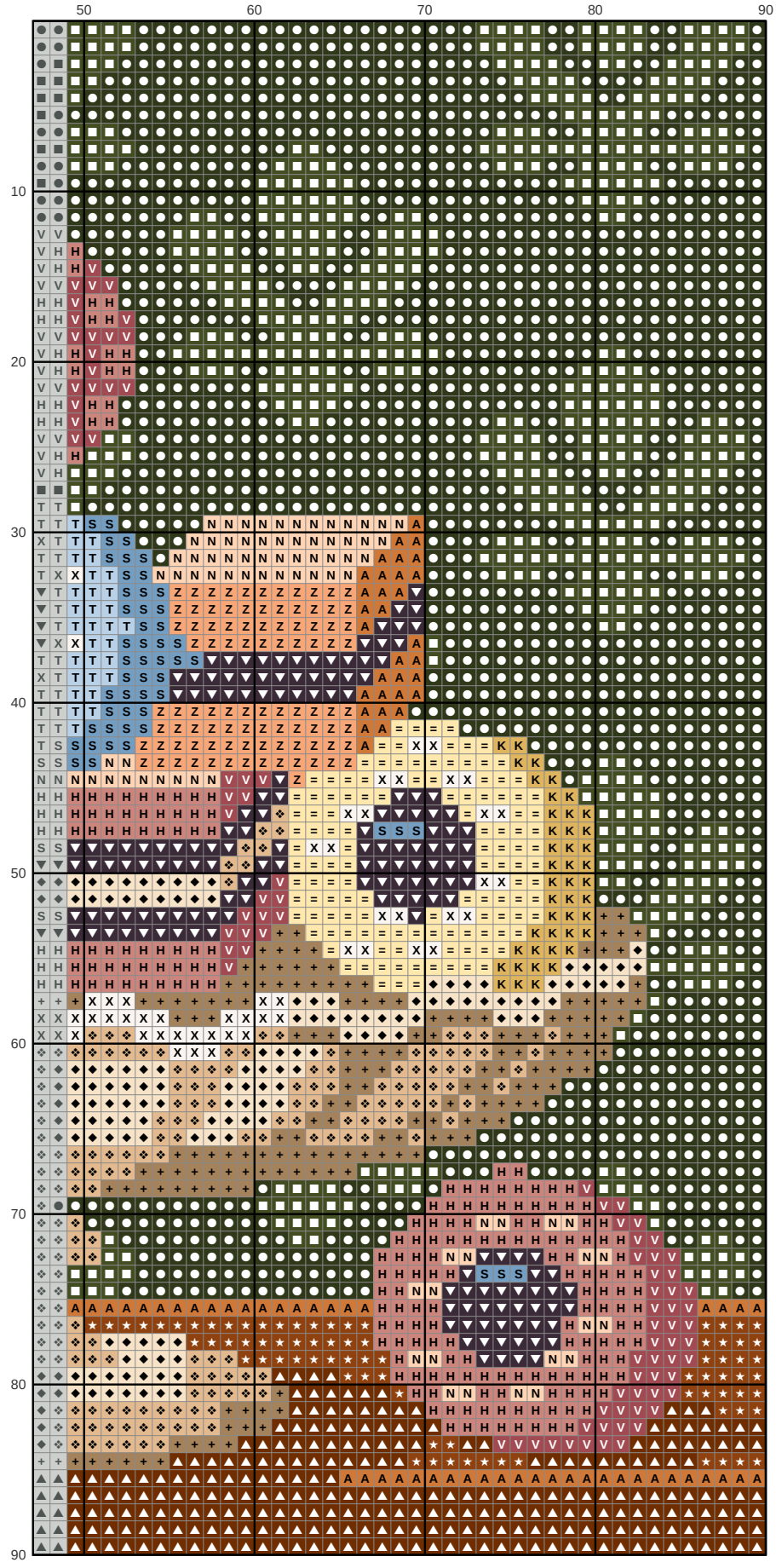

Key

- ● **DMC 934** Black Avocado Green
- ■ **DMC 935** Dark Avocado Green
- ▲ **DMC 300** Very Dark Mahogany
- ◆ **DMC 739** Ultra Very Light Tan
- ▼ **DMC 3371** Black Brown
- ★ **DMC 400** Dark Mahogany
- ❖ **DMC 437** Light Tan
- X **DMC 3865** Winter White
- H **DMC 223** Light Shell Pink
- \+ **DMC 3863** Medium Mocha Beige
- = **DMC 745** Light Pale Yellow
- Z **DMC 402** Very Light Mahogany
- A **DMC 3776** Light Mahogany
- V **DMC 3721** Dark Shell Pink
- T **DMC 3325** Light Baby Blue
- N **DMC 3856** Ultra Very Light Mahogany
- S **DMC 334** Medium Baby Blue
- K **DMC 3820** Dark Straw