Vintage lion with roses

Needlepoint pattern | 140 x 140 stitches | 14 x 14 in (35.6 x 35.6 cm) on 10 mesh | 24 colors



How to stitch it



1. Each square is one tent stitch, up at 1, down at 2. Lines in continental, right to left, the canvas upside down for the next row; wide areas in basketweave.
2. Cut 18 in of thread. Start and end it without a knot left behind.
3. Mark the middle of the canvas. It is the outlined square on page 2, column 70, row 70 (DMC 977): start there. Count threads, not holes.
4. Go on from it: picture first, background last. Gray squares are on two pages: stitch them once.
5. Last, two more rows all round, each stitch in the color it lies beside: the seam hides them.

First time? How to needlepoint: flossfield.com/needlepoint/guides/how-to-start/
How to read a chart: flossfield.com/needlepoint/guides/how-to-read-a-chart/

What you need

Canvas: blank mono canvas, 10 mesh (10 threads to the inch), cut 18.5 in square (47 cm).

Needle: blunt tapestry, size 18. Also masking tape for the cut edges, and small scissors.

Thread: pearl cotton size 3, 24 colors, about 45 skeins in all (an estimate). Stitch with 2 lengths together.

Make it a pillow: backing fabric, an insert the size of the stitching or an inch larger, and cord or piping for the edge. How to finish a pillow.

Thread list, DMC

			stitches	skeins
●	**3371**	Black Brown	4,886	9
■	**300**	Very Dark Mahogany	1,743	3
▲	**977**	Light Golden Brown	1,655	3
◆	**400**	Dark Mahogany	1,480	3
▼	**301**	Medium Mahogany	1,042	2
★	**938**	Ultra Dark Coffee Brown	968	2
❖	**898**	Very Dark Coffee Brown	939	2
X	**3776**	Light Mahogany	899	2
H	**3722**	Medium Shell Pink	723	2
+	**738**	Very Light Tan	687	2
=	**902**	Very Dark Garnet	683	2
Z	**225**	Ultra Very Light Shell Pink	591	1

			stitches	skeins
A	**3827**	Pale Golden Brown	547	1
V	**3826**	Golden Brown	539	1
T	**224**	Very Light Shell Pink	468	1
N	**437**	Light Tan	432	1
S	**934**	Black Avocado Green	363	1
K	**221**	Very Dark Shell Pink	221	1
E	**936**	Very Dark Avocado Green	213	1
C	**434**	Light Brown	149	1
P	**3363**	Medium Pine Green	117	1
U	**734**	Light Olive Green	117	1
L	**739**	Ultra Very Light Tan	106	1
2	**783**	Medium Topaz	32	1

Skeins are estimates, with the two extra rows: the thread a stitch takes on the front and back of 10 mesh canvas, plus 30 percent, rounded up for each color.

Thread colors are approximate screen matches to DMC numbers. Check against real thread before you buy.

For your own stitching, gifts and handmade pieces you sell. Do not resell or share this PDF or copies of it.

Vintage lion with roses Needlepoint pattern

Columns 1 to 74, rows 1 to 74. Start at the red outline

This page is the dark part of the chart



Key

- **DMC 3371** Black Brown
- **DMC 300** Very Dark Mahogany
- **DMC 977** Light Golden Brown
- **DMC 400** Dark Mahogany
- **DMC 301** Medium Mahogany
- **DMC 938** Ultra Dark Coffee Brown
- **DMC 898** Very Dark Coffee Brown
- **DMC 3776** Light Mahogany
- **DMC 3722** Medium Shell Pink
- **DMC 738** Very Light Tan
- **DMC 3827** Pale Golden Brown
- **DMC 3826** Golden Brown
- **DMC 437** Light Tan
- **DMC 221** Very Dark Shell Pink
- **DMC 434** Light Brown
- **DMC 739** Ultra Very Light Tan
- **DMC 783** Medium Topaz

Vintage lion with roses Needlepoint pattern

Columns 75 to 140, rows 1 to 74. Gray squares: charted already, do not stitch again

This page is the dark part of the chart



Key

- ● **DMC 3371** Black Brown
- ■ **DMC 300** Very Dark Mahogany
- ▲ **DMC 977** Light Golden Brown
- ◆ **DMC 400** Dark Mahogany
- ▼ **DMC 301** Medium Mahogany
- ★ **DMC 938** Ultra Dark Coffee Brown
- ❖ **DMC 898** Very Dark Coffee Brown
- X **DMC 3776** Light Mahogany
- H **DMC 3722** Medium Shell Pink
- \+ **DMC 738** Very Light Tan
- = **DMC 902** Very Dark Garnet
- Z **DMC 225** Ultra Very Light Shell Pink
- A **DMC 3827** Pale Golden Brown
- V **DMC 3826** Golden Brown
- T **DMC 224** Very Light Shell Pink
- N **DMC 437** Light Tan
- S **DMC 934** Black Avocado Green
- K **DMC 221** Very Dark Shell Pink
- E **DMC 936** Very Dark Avocado Green
- C **DMC 434** Light Brown
- P **DMC 3363** Medium Pine Green
- U **DMC 734** Light Olive Green

Vintage lion with roses Needlepoint pattern

Columns 1 to 74, rows 75 to 140. Gray squares: charted already, do not stitch again

This page is the dark part of the chart



Key

- ● **DMC 3371** Black Brown
- ■ **DMC 300** Very Dark Mahogany
- ▲ **DMC 977** Light Golden Brown
- ◆ **DMC 400** Dark Mahogany
- ▼ **DMC 301** Medium Mahogany
- ★ **DMC 938** Ultra Dark Coffee Brown
- ❖ **DMC 898** Very Dark Coffee Brown
- X **DMC 3776** Light Mahogany
- H **DMC 3722** Medium Shell Pink
- \+ **DMC 738** Very Light Tan
- = **DMC 902** Very Dark Garnet
- Z **DMC 225** Ultra Very Light Shell Pink
- A **DMC 3827** Pale Golden Brown
- V **DMC 3826** Golden Brown
- T **DMC 224** Very Light Shell Pink
- N **DMC 437** Light Tan
- S **DMC 934** Black Avocado Green
- K **DMC 221** Very Dark Shell Pink
- E **DMC 936** Very Dark Avocado Green
- C **DMC 434** Light Brown
- P **DMC 3363** Medium Pine Green
- U **DMC 734** Light Olive Green
- L **DMC 739** Ultra Very Light Tan

Vintage lion with roses

Needlepoint pattern

Columns 75 to 140, rows 75 to 140. Gray squares: charted already, do not stitch again

This page is the dark part of the chart



Key

- ● **DMC 3371** Black Brown
- ■ **DMC 300** Very Dark Mahogany
- ▲ **DMC 977** Light Golden Brown
- ◆ **DMC 400** Dark Mahogany
- ▼ **DMC 301** Medium Mahogany
- ★ **DMC 938** Ultra Dark Coffee Brown
- ❖ **DMC 898** Very Dark Coffee Brown
- X **DMC 3776** Light Mahogany
- H **DMC 3722** Medium Shell Pink
- = **DMC 902** Very Dark Garnet
- Z **DMC 225** Ultra Very Light Shell Pink
- A **DMC 3827** Pale Golden Brown
- V **DMC 3826** Golden Brown
- T **DMC 224** Very Light Shell Pink
- S **DMC 934** Black Avocado Green
- K **DMC 221** Very Dark Shell Pink
- E **DMC 936** Very Dark Avocado Green
- C **DMC 434** Light Brown
- P **DMC 3363** Medium Pine Green
- U **DMC 734** Light Olive Green