Classic mailbox

Needlepoint pattern | 72 x 72 stitches | 4 x 4 in (10.2 x 10.2 cm) on 18 mesh | 15 colors



How to stitch it



1. Each square is one tent stitch, up at 1, down at 2. Lines in continental, right to left, the canvas upside down for the next row; wide areas in basketweave.
2. Cut 18 in of thread. Start and end it without a knot left behind.
3. Mark the middle of the canvas. It is the outlined square, column 36, row 36 (DMC 414): start there. Count threads, not holes.
4. Go on from it: picture first, background last. End the thread before crossing another color.
5. Last, two more rows all round, each stitch in the color it lies beside: the board's edge hides them.

First time? How to needlepoint: flossfield.com/needlepoint/guides/how-to-start/
How to read a chart: flossfield.com/needlepoint/guides/how-to-read-a-chart/

What you need

Canvas: blank mono canvas, 18 mesh (18 threads to the inch), cut 8.5 in square (21.6 cm).

Needle: blunt tapestry, size 22. Also masking tape for the cut edges, and small scissors.

Thread: six-strand floss, 15 colors, about 17 skeins in all (an estimate). Stitch with 4 strands (5 or 6 if canvas shows).

Make it an ornament: board, thin batting, backing fabric and twisted cord.
How to finish an ornament.

Thread list, DMC

			stitches	skeins
●	813	Light Blue	2,339	3
T	700	Bright Green	529	1
❖	415	Pearl Gray	526	1
V	702	Kelly Green	326	1
▼	414	Dark Steel Gray	265	1
◆	BLANC	White	232	1
Z	726	Light Topaz	172	1
H	436	Tan	159	1
X	ECRU	Ecru	142	1
=	433	Medium Brown	125	1
A	783	Medium Topaz	116	1
■	666	Bright Red	105	1
★	3799	Very Dark Pewter Gray	71	1
▲	498	Dark Red	55	1
+	321	Red	22	1

Skeins are estimates, with the two extra rows: the thread a stitch takes on the front and back of 18 mesh canvas, plus 30 percent, rounded up for each color.

Thread colors are approximate screen matches to DMC numbers. Check against real thread before you buy.

For your own stitching, gifts and handmade pieces you sell. Do not resell or share this PDF or copies of it.

Classic mailbox Needlepoint pattern

Chart: 72 x 72 stitches. Start at the red outline



Key

● **DMC 813** Light Blue	◆ **DMC BLANC** White	A **DMC 783** Medium Topaz
T **DMC 700** Bright Green	Z **DMC 726** Light Topaz	■ **DMC 666** Bright Red
❖ **DMC 415** Pearl Gray	H **DMC 436** Tan	★ **DMC 3799** Very Dark Pewter Gray
V **DMC 702** Kelly Green	X **DMC ECRU** Ecru	▲ **DMC 498** Dark Red
▼ **DMC 414** Dark Steel Gray	= **DMC 433** Medium Brown	+ **DMC 321** Red