Classic martini with olives

Needlepoint pattern | 90 x 90 stitches | 5 x 5 in (12.7 x 12.7 cm) on 18 mesh | 18 colors



How to stitch it



1. Each square is one tent stitch, up at 1, down at 2. Lines in continental, right to left, the canvas upside down for the next row; wide areas in basketweave.
2. Cut 18 in of thread. Start and end it without a knot left behind.
3. Mark the middle of the canvas. It is the outlined square on page 2, column 45, row 45 (DMC 498): start there. Count threads, not holes.
4. Go on from it: picture first, background last. Gray squares are on two pages: stitch them once.
5. Last, two more rows all round, each stitch in the color it lies beside: the opening's edge hides them.

First time? How to needlepoint: flossfield.com/needlepoint/guides/how-to-start/
How to read a chart: flossfield.com/needlepoint/guides/how-to-read-a-chart/

What you need

Canvas: blank mono canvas, 18 mesh (18 threads to the inch), cut 9.5 in square (24.1 cm).

Needle: blunt tapestry, size 22. Also masking tape for the cut edges, and small scissors.

Thread: six-strand floss, 18 colors, about 20 skeins in all (an estimate). Stitch with 4 strands (5 or 6 if canvas shows).

Fit it into a lid: the box or tray, acid-free board and backing. Measure the opening first.
How to fit it into a lid.

Thread list, DMC

			stitches	skeins
●	498	Dark Red	2,218	2
■	300	Very Dark Mahogany	1,112	2
▲	814	Dark Garnet	940	1
◆	938	Ultra Dark Coffee Brown	520	1
▼	169	Light Pewter	514	1
★	415	Pearl Gray	490	1
❖	BLANC	White	389	1
X	413	Dark Pewter Gray	352	1
H	301	Medium Mahogany	329	1
+	154	Very Dark Grape	265	1
=	677	Very Light Old Gold	238	1
Z	783	Medium Topaz	181	1
A	676	Light Old Gold	175	1
V	307	Lemon	138	1
T	444	Dark Lemon	108	1
N	936	Very Dark Avocado Green	73	1
S	469	Avocado Green	30	1
K	733	Medium Olive Green	28	1

Skeins are estimates, with the two extra rows: the thread a stitch takes on the front and back of 18 mesh canvas, plus 30 percent, rounded up for each color.

Thread colors are approximate screen matches to DMC numbers. Check against real thread before you buy.

For your own stitching, gifts and handmade pieces you sell. Do not resell or share this PDF or copies of it.

Classic martini with olives

Needlepoint pattern

Columns 1 to 49, rows 1 to 90. Start at the red outline

This page is the dark part of the chart



Key

- **DMC 498** Dark Red
- **DMC 300** Very Dark Mahogany
- **DMC 814** Dark Garnet
- **DMC 938** Ultra Dark Coffee Brown
- **DMC 169** Light Pewter
- **DMC 415** Pearl Gray
- **DMC BLANC** White
- **DMC 413** Dark Pewter Gray
- **DMC 301** Medium Mahogany
- **DMC 677** Very Light Old Gold
- **DMC 783** Medium Topaz
- **DMC 676** Light Old Gold
- **DMC 444** Dark Lemon
- **DMC 936** Very Dark Avocado Green
- **DMC 469** Avocado Green
- **DMC 733** Medium Olive Green

Classic martini with olives

Needlepoint pattern

Columns 50 to 90, rows 1 to 90. Gray squares: charted already, do not stitch again

This page is the dark part of the chart

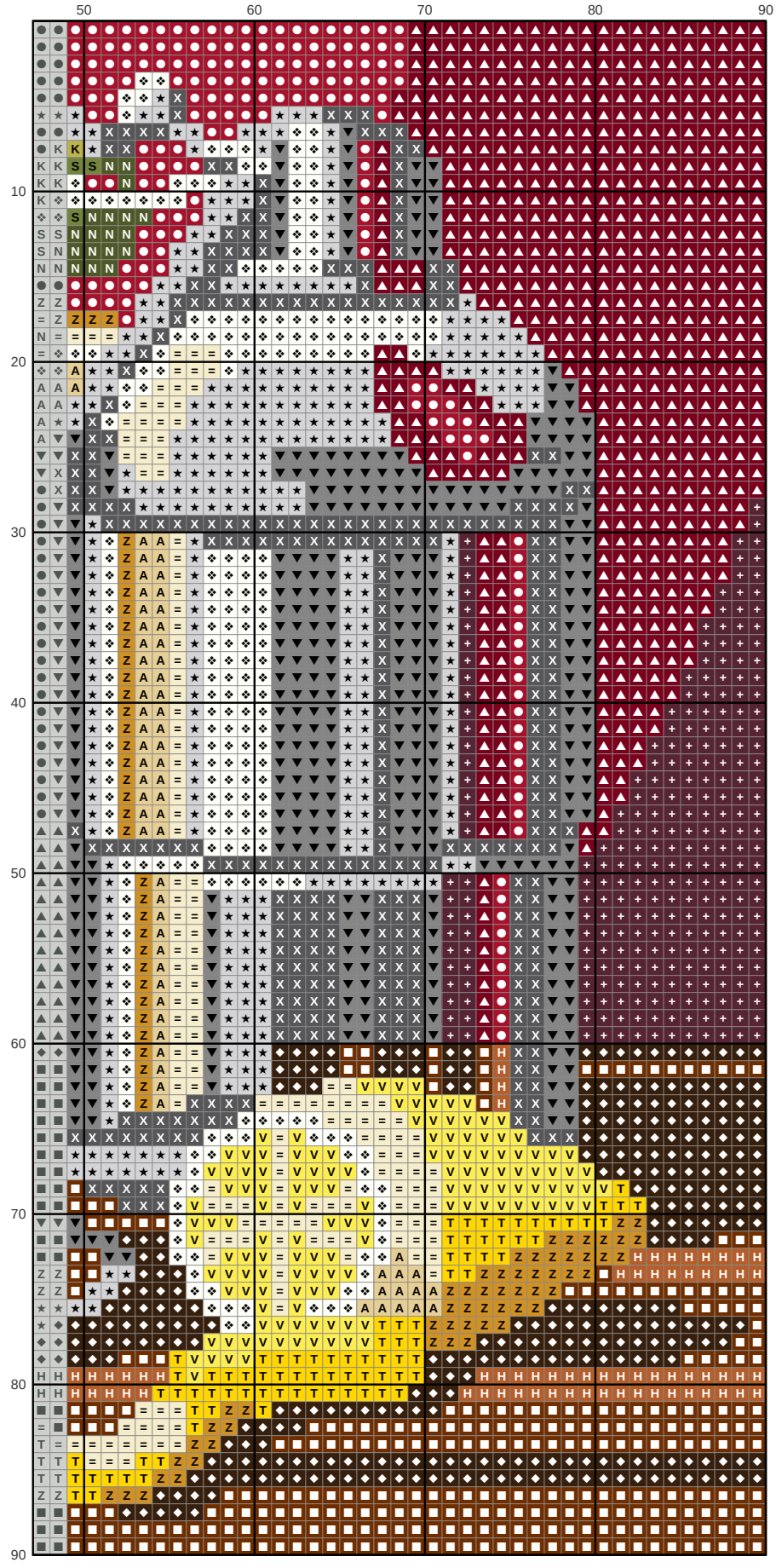

Key

- **DMC 498** Dark Red
- **DMC 300** Very Dark Mahogany
- **DMC 814** Dark Garnet
- **DMC 938** Ultra Dark Coffee Brown
- **DMC 169** Light Pewter
- **DMC 415** Pearl Gray
- **DMC BLANC** White
- **DMC 413** Dark Pewter Gray
- **DMC 301** Medium Mahogany
- **DMC 154** Very Dark Grape
- **DMC 677** Very Light Old Gold
- **DMC 783** Medium Topaz
- **DMC 676** Light Old Gold
- **DMC 307** Lemon
- **DMC 444** Dark Lemon
- **DMC 936** Very Dark Avocado Green
- **DMC 469** Avocado Green
- **DMC 733** Medium Olive Green