Classic mason jar of summer wildflowers

Needlepoint pattern | 90 x 126 stitches | 5 x 7 in (12.7 x 17.8 cm) on 18 mesh | 20 colors



How to stitch it



1. Each square is one tent stitch, up at 1, down at 2. Lines in continental, right to left, the canvas upside down for the next row; wide areas in basketweave.
2. Cut 18 in of thread. Start and end it without a knot left behind.
3. Mark the middle of the canvas. It is the outlined square on page 2, column 45, row 63 (DMC 934): start there. Count threads, not holes.
4. Go on from it: picture first, background last. Gray squares are on two pages: stitch them once.
5. When it is done, block it square.

First time? How to needlepoint: flossfield.com/needlepoint/guides/how-to-start/
How to read a chart: flossfield.com/needlepoint/guides/how-to-read-a-chart/

What you need

Canvas: blank mono canvas, 18 mesh (18 threads to the inch), cut 9 in wide x 11 in high (22.9 x 27.9 cm).

Needle: blunt tapestry, size 22. Also masking tape for the cut edges, and small scissors.

Thread: six-strand floss, 20 colors, about 22 skeins in all (an estimate). Stitch with 4 strands (5 or 6 if canvas shows).

Frame it: acid-free board and a frame.
How to frame needlepoint.

Thread list, DMC

			stitches	skeins
●	745	Light Pale Yellow	1,888	2
■	677	Very Light Old Gold	1,770	2
▲	524	Very Light Fern Green	911	1
◆	646	Dark Beaver Gray	719	1
▼	522	Fern Green	652	1
★	3364	Pine Green	619	1
❖	351	Coral	548	1
X	3811	Very Light Turquoise	517	1
H	648	Light Beaver Gray	505	1
+	3768	Dark Gray Green	459	1
=	BLANC	White	457	1
Z	927	Light Gray Green	451	1
A	3362	Dark Pine Green	398	1
V	349	Dark Coral	374	1
T	597	Turquoise	249	1
N	793	Medium Cornflower Blue	240	1
S	352	Light Coral	178	1
K	934	Black Avocado Green	176	1
E	783	Medium Topaz	155	1
C	797	Royal Blue	74	1

Skeins are estimates: the thread a stitch takes on the front and back of 18 mesh canvas, plus 30 percent, rounded up for each color.
Thread colors are approximate screen matches to DMC numbers. Check against real thread before you buy.
For your own stitching, gifts and handmade pieces you sell. Do not resell or share this PDF or copies of it.

Classic mason jar of summer wildflowers

Needlepoint pattern

Columns 1 to 90, rows 1 to 67. Start at the red outline

This page is the dark part of the chart



Key

- ● **DMC 745** Light Pale Yellow
- ■ **DMC 677** Very Light Old Gold
- ▲ **DMC 524** Very Light Fern Green
- ◆ **DMC 646** Dark Beaver Gray
- ▼ **DMC 522** Fern Green
- ★ **DMC 3364** Pine Green
- ❖ **DMC 351** Coral
- \+ **DMC 3768** Dark Gray Green
- = **DMC BLANC** White
- Z **DMC 927** Light Gray Green
- A **DMC 3362** Dark Pine Green
- V **DMC 349** Dark Coral
- N **DMC 793** Medium Cornflower Blue
- S **DMC 352** Light Coral
- K **DMC 934** Black Avocado Green
- E **DMC 783** Medium Topaz
- C **DMC 797** Royal Blue

Classic mason jar of summer wildflowers

Needlepoint pattern

Columns 1 to 90, rows 68 to 126. Gray squares: charted already, do not stitch again

This page is the dark part of the chart



Key

- ● **DMC 745** Light Pale Yellow
- ■ **DMC 677** Very Light Old Gold
- ▲ **DMC 524** Very Light Fern Green
- ◆ **DMC 646** Dark Beaver Gray
- ▼ **DMC 522** Fern Green
- ★ **DMC 3364** Pine Green
- ❖ **DMC 351** Coral
- X **DMC 3811** Very Light Turquoise
- H **DMC 648** Light Beaver Gray
- \+ **DMC 3768** Dark Gray Green
- = **DMC BLANC** White
- Z **DMC 927** Light Gray Green
- A **DMC 3362** Dark Pine Green
- V **DMC 349** Dark Coral
- T **DMC 597** Turquoise
- N **DMC 793** Medium Cornflower Blue
- K **DMC 934** Black Avocado Green