Classic Russian nesting doll with roses

Needlepoint pattern | 90 x 126 stitches | 5 x 7 in (12.7 x 17.8 cm) on 18 mesh | 20 colors



How to stitch it



1. Each square is one tent stitch, up at 1, down at 2. Lines in continental, right to left, the canvas upside down for the next row; wide areas in basketweave.
2. Cut 18 in of thread. Start and end it without a knot left behind.
3. Mark the middle of the canvas. It is the outlined square on page 2, column 45, row 63 (DMC 945): start there. Count threads, not holes.
4. Go on from it: picture first, background last. Gray squares are on two pages: stitch them once.
5. When it is done, block it square.

First time? How to needlepoint: flossfield.com/needlepoint/guides/how-to-start/
How to read a chart: flossfield.com/needlepoint/guides/how-to-read-a-chart/

What you need

Canvas: blank mono canvas, 18 mesh (18 threads to the inch), cut 9 in wide x 11 in high (22.9 x 27.9 cm).

Needle: blunt tapestry, size 22. Also masking tape for the cut edges, and small scissors.

Thread: six-strand floss, 20 colors, about 23 skeins in all (an estimate). Stitch with 4 strands (5 or 6 if canvas shows).

Frame it: acid-free board and a frame.
How to frame needlepoint.

Thread list, DMC

			stitches	skeins
●	938	Ultra Dark Coffee Brown	3,659	3
■	898	Very Dark Coffee Brown	2,104	2
▲	321	Red	613	1
◆	814	Dark Garnet	531	1
▼	498	Dark Red	517	1
★	501	Dark Blue Green	478	1
❖	3328	Dark Salmon	371	1
X	500	Very Dark Blue Green	367	1
H	712	Cream	350	1
+	780	Ultra Very Dark Topaz	316	1
=	760	Salmon	283	1
Z	502	Blue Green	279	1
A	948	Very Light Peach	250	1
V	3822	Light Straw	236	1
T	3820	Dark Straw	230	1
N	783	Medium Topaz	207	1
S	761	Light Salmon	186	1
K	945	Tawny	181	1
E	739	Ultra Very Light Tan	165	1
C	437	Light Tan	17	1

Skeins are estimates: the thread a stitch takes on the front and back of 18 mesh canvas, plus 30 percent, rounded up for each color.
Thread colors are approximate screen matches to DMC numbers. Check against real thread before you buy.
For your own stitching, gifts and handmade pieces you sell. Do not resell or share this PDF or copies of it.

Classic Russian nesting doll with roses

Needlepoint pattern

Columns 1 to 90, rows 1 to 67. Start at the red outline

This page is the dark part of the chart



Key

- DMC 938 — Ultra Dark Coffee Brown
- DMC 898 — Very Dark Coffee Brown
- DMC 321 — Red
- DMC 814 — Dark Garnet
- DMC 498 — Dark Red
- DMC 501 — Dark Blue Green
- DMC 3328 — Dark Salmon
- H — DMC 712 — Cream
- \+ — DMC 780 — Ultra Very Dark Topaz
- = — DMC 760 — Salmon
- A — DMC 948 — Very Light Peach
- V — DMC 3822 — Light Straw
- T — DMC 3820 — Dark Straw
- N — DMC 783 — Medium Topaz
- S — DMC 761 — Light Salmon
- K — DMC 945 — Tawny
- E — DMC 739 — Ultra Very Light Tan
- C — DMC 437 — Light Tan

Classic Russian nesting doll with roses

Needlepoint pattern

Columns 1 to 90, rows 68 to 126. Gray squares: charted already, do not stitch again

This page is the dark part of the chart



Key

- DMC 938 — Ultra Dark Coffee Brown
- DMC 898 — Very Dark Coffee Brown
- DMC 321 — Red
- DMC 814 — Dark Garnet
- DMC 498 — Dark Red
- DMC 501 — Dark Blue Green
- DMC 3328 — Dark Salmon
- DMC 500 — Very Dark Blue Green
- H — DMC 712 — Cream
- \+ — DMC 780 — Ultra Very Dark Topaz
- = — DMC 760 — Salmon
- Z — DMC 502 — Blue Green
- A — DMC 948 — Very Light Peach
- V — DMC 3822 — Light Straw
- T — DMC 3820 — Dark Straw
- N — DMC 783 — Medium Topaz
- S — DMC 761 — Light Salmon
- K — DMC 945 — Tawny
- E — DMC 739 — Ultra Very Light Tan
- C — DMC 437 — Light Tan