Classic mermaid

Needlepoint pattern | 72 x 72 stitches | 4 x 4 in (10.2 x 10.2 cm) on 18 mesh | 14 colors



How to stitch it



1. Each square is one tent stitch, up at 1, down at 2. Lines in continental, right to left, the canvas upside down for the next row; wide areas in basketweave.
2. Cut 18 in of thread. Start and end it without a knot left behind.
3. Mark the middle of the canvas. It is the outlined square, column 36, row 36 (DMC 353): start there. Count threads, not holes.
4. Go on from it: picture first, background last. End the thread before crossing another color.
5. Last, two more rows all round in DMC 798: the board's edge hides them.

First time? How to needlepoint: flossfield.com/needlepoint/guides/how-to-start/
How to read a chart: flossfield.com/needlepoint/guides/how-to-read-a-chart/

What you need

Canvas: blank mono canvas, 18 mesh (18 threads to the inch), cut 8.5 in square (21.6 cm).

Needle: blunt tapestry, size 22. Also masking tape for the cut edges, and small scissors.

Thread: six-strand floss, 14 colors, about 17 skeins in all (an estimate). Stitch with 4 strands (5 or 6 if canvas shows).

Make it an ornament: board, thin batting, backing fabric and twisted cord.
How to finish an ornament.

Thread list, DMC

			stitches	skeins
●	**798**	Dark Delft Blue	3,955	4
■	**3811**	Very Light Turquoise	260	1
Z	**3812**	Very Dark Seagreen	198	1
❖	**353**	Peach	189	1
◆	**433**	Medium Brown	109	1
▼	**898**	Very Dark Coffee Brown	95	1
=	**959**	Medium Seagreen	92	1
▲	**435**	Very Light Brown	88	1
V	**909**	Very Dark Emerald Green	68	1
X	**335**	Rose	54	1
A	**890**	Ultra Dark Pistachio Green	34	1
H	**223**	Light Shell Pink	32	1
★	**3326**	Light Rose	8	1
+	**310**	Black	2	1

Skeins are estimates, with the two extra rows: the thread a stitch takes on the front and back of 18 mesh canvas, plus 30 percent, rounded up for each color.

Thread colors are approximate screen matches to DMC numbers. Check against real thread before you buy.

For your own stitching, gifts and handmade pieces you sell. Do not resell or share this PDF or copies of it.

Classic mermaid

Needlepoint pattern

Chart: 72 x 72 stitches. Start at the red outline



Key

- **DMC 798** Dark Delft Blue
- **DMC 3811** Very Light Turquoise
- **DMC 3812** Very Dark Seagreen
- **DMC 353** Peach
- **DMC 433** Medium Brown
- **DMC 898** Very Dark Coffee Brown
- **DMC 959** Medium Seagreen
- **DMC 435** Very Light Brown
- **DMC 909** Very Dark Emerald Green
- **DMC 335** Rose
- **DMC 890** Ultra Dark Pistachio Green
- **DMC 223** Light Shell Pink
- **DMC 3326** Light Rose
- **DMC 310** Black