Classic microphone in a jazz club

Needlepoint pattern | 90 x 126 stitches | 5 x 7 in (12.7 x 17.8 cm) on 18 mesh | 18 colors



How to stitch it



1. Each square is one tent stitch, up at 1, down at 2. Lines in continental, right to left, the canvas upside down for the next row; wide areas in basketweave.
2. Cut 18 in of thread. Start and end it without a knot left behind.
3. Mark the middle of the canvas. It is the outlined square on page 2, column 45, row 63 (DMC BLANC): start there. Count threads, not holes.
4. Go on from it: picture first, background last. Gray squares are on two pages: stitch them once.
5. Last, two more rows all round in DMC 3371: the opening's edge hides them.

First time? How to needlepoint: flossfield.com/needlepoint/guides/how-to-start/
How to read a chart: flossfield.com/needlepoint/guides/how-to-read-a-chart/

What you need

Canvas: blank mono canvas, 18 mesh (18 threads to the inch), cut 9.5 in wide x 11.5 in high (24.1 x 29.2 cm).

Needle: blunt tapestry, size 22. Also masking tape for the cut edges, and small scissors.

Thread: six-strand floss, 18 colors, about 21 skeins in all (an estimate). Stitch with 4 strands (5 or 6 if canvas shows).

Fit it into a lid: the box or tray, acid-free board and backing. Measure the opening first.
How to fit it into a lid.

Thread list, DMC

			stitches	skeins
●	**310**	Black	1,700	2
□	**3371**	Black Brown	1,644	2
▲	**550**	Very Dark Violet	1,569	2
◆	**3822**	Light Straw	1,039	1
▼	**3820**	Dark Straw	833	1
★	**562**	Medium Jade	833	1
❖	**3808**	Ultra Very Dark Turquoise	506	1
X	**311**	Medium Navy Blue	505	1
H	**680**	Dark Old Gold	483	1
+	**415**	Pearl Gray	432	1
=	**BLANC**	White	376	1
Z	**301**	Medium Mahogany	329	1
A	**762**	Very Light Pearl Gray	307	1
V	**318**	Light Steel Gray	303	1
T	**414**	Dark Steel Gray	283	1
N	**300**	Very Dark Mahogany	102	1
S	**3799**	Very Dark Pewter Gray	71	1
K	**154**	Very Dark Grape	25	1

Skeins are estimates, with the two extra rows: the thread a stitch takes on the front and back of 18 mesh canvas, plus 30 percent, rounded up for each color.

Thread colors are approximate screen matches to DMC numbers. Check against real thread before you buy.

For your own stitching, gifts and handmade pieces you sell. Do not resell or share this PDF or copies of it.

Classic microphone in a jazz club

Needlepoint pattern

Columns 1 to 90, rows 1 to 63. Start at the red outline

This page is the dark part of the chart



Key

- **DMC 310** Black
- **DMC 3371** Black Brown
- **DMC 550** Very Dark Violet
- **DMC 3822** Light Straw
- **DMC 3820** Dark Straw
- **DMC 562** Medium Jade
- **DMC 3808** Ultra Very Dark Turquoise
- **DMC 311** Medium Navy Blue
- **DMC 680** Dark Old Gold
- **DMC 415** Pearl Gray
- **DMC BLANC** White
- **DMC 762** Very Light Pearl Gray
- **DMC 318** Light Steel Gray
- **DMC 414** Dark Steel Gray
- **DMC 3799** Very Dark Pewter Gray

Classic microphone in a jazz club

Needlepoint pattern

Columns 1 to 90, rows 64 to 126. Gray squares: charted already, do not stitch again

This page is the dark part of the chart



Key

- DMC 310 Black
- DMC 3371 Black Brown
- DMC 550 Very Dark Violet
- DMC 3822 Light Straw
- DMC 3820 Dark Straw
- DMC 562 Medium Jade
- DMC 3808 Ultra Very Dark Turquoise
- DMC 311 Medium Navy Blue
- DMC 680 Dark Old Gold
- DMC 415 Pearl Gray
- DMC BLANC White
- DMC 301 Medium Mahogany
- DMC 762 Very Light Pearl Gray
- DMC 318 Light Steel Gray
- DMC 414 Dark Steel Gray
- DMC 300 Very Dark Mahogany
- DMC 3799 Very Dark Pewter Gray
- DMC 154 Very Dark Grape