Classic microscope

Needlepoint pattern | 72 x 72 stitches | 4 x 4 in (10.2 x 10.2 cm) on 18 mesh | 16 colors



How to stitch it



1. Each square is one tent stitch, up at 1, down at 2. Lines in continental, right to left, the canvas upside down for the next row; wide areas in basketweave.
2. Cut 18 in of thread. Start and end it without a knot left behind.
3. Mark the middle of the canvas. It is the outlined square, column 36, row 36 (DMC 336): start there. Count threads, not holes.
4. Go on from it: picture first, background last. End the thread before crossing another color.
5. Last, two more rows all round, each stitch in the color it lies beside: the board's edge hides them.

First time? How to needlepoint: flossfield.com/needlepoint/guides/how-to-start/
How to read a chart: flossfield.com/needlepoint/guides/how-to-read-a-chart/

What you need

Canvas: blank mono canvas, 18 mesh (18 threads to the inch), cut 8.5 in square (21.6 cm).

Needle: blunt tapestry, size 22. Also masking tape for the cut edges, and small scissors.

Thread: six-strand floss, 16 colors, about 17 skeins in all (an estimate). Stitch with 4 strands (5 or 6 if canvas shows).

Make it an ornament: board, thin batting, backing fabric and twisted cord.
How to finish an ornament.

Thread list, DMC

			stitches	skeins
●	336	Navy Blue	1,442	2
■	939	Very Dark Navy Blue	953	1
▲	898	Very Dark Coffee Brown	476	1
◆	780	Ultra Very Dark Topaz	381	1
▼	300	Very Dark Mahogany	337	1
★	3865	Winter White	237	1
❖	783	Medium Topaz	186	1
X	3821	Straw	173	1
H	347	Very Dark Salmon	168	1
+	745	Light Pale Yellow	165	1
=	3325	Light Baby Blue	138	1
Z	3347	Medium Yellow Green	130	1
A	895	Very Dark Hunter Green	128	1
V	761	Light Salmon	108	1
T	931	Medium Antique Blue	95	1
N	815	Medium Garnet	67	1

Skeins are estimates, with the two extra rows: the thread a stitch takes on the front and back of 18 mesh canvas, plus 30 percent, rounded up for each color.

Thread colors are approximate screen matches to DMC numbers. Check against real thread before you buy.

For your own stitching, gifts and handmade pieces you sell. Do not resell or share this PDF or copies of it.

Classic microscope

Needlepoint pattern

Chart: 72 x 72 stitches. Start at the red outline



Key

- **DMC 336** Navy Blue
- **DMC 939** Very Dark Navy Blue
- **DMC 898** Very Dark Coffee Brown
- **DMC 780** Ultra Very Dark Topaz
- **DMC 300** Very Dark Mahogany
- **DMC 3865** Winter White
- **DMC 783** Medium Topaz
- **DMC 3821** Straw
- **DMC 347** Very Dark Salmon
- **DMC 745** Light Pale Yellow
- **DMC 3325** Light Baby Blue
- **DMC 3347** Medium Yellow Green
- **DMC 895** Very Dark Hunter Green
- **DMC 761** Light Salmon
- **DMC 931** Medium Antique Blue
- **DMC 815** Medium Garnet