Classic monarch butterfly on milkweed

Needlepoint pattern | 90 x 126 stitches | 5 x 7 in (12.7 x 17.8 cm) on 18 mesh | 20 colors



How to stitch it



1. Each square is one tent stitch, up at 1, down at 2. Lines in continental, right to left, the canvas upside down for the next row; wide areas in basketweave.
2. Cut 18 in of thread. Start and end it without a knot left behind.
3. Mark the middle of the canvas. It is the outlined square on page 2, column 45, row 63 (DMC 3371): start there. Count threads, not holes.
4. Go on from it: picture first, background last. Gray squares are on two pages: stitch them once.
5. When it is done, block it square.

First time? How to needlepoint: flossfield.com/needlepoint/guides/how-to-start/
How to read a chart: flossfield.com/needlepoint/guides/how-to-read-a-chart/

What you need

Canvas: blank mono canvas, 18 mesh (18 threads to the inch), cut 9 in wide x 11 in high (22.9 x 27.9 cm).

Needle: blunt tapestry, size 22. Also masking tape for the cut edges, and small scissors.

Thread: six-strand floss, 20 colors, about 23 skeins in all (an estimate). Stitch with 4 strands (5 or 6 if canvas shows).

Frame it: acid-free board and a frame.
How to frame needlepoint.

Thread list, DMC

			stitches	skeins
●	502	Blue Green	2,128	2
■	503	Medium Blue Green	2,069	2
▲	3371	Black Brown	1,423	2
◆	501	Dark Blue Green	1,155	1
▼	500	Very Dark Blue Green	1,140	1
★	3721	Dark Shell Pink	535	1
❖	3347	Medium Yellow Green	466	1
X	3345	Dark Hunter Green	442	1
H	739	Ultra Very Light Tan	313	1
+	3348	Light Yellow Green	307	1
=	742	Light Tangerine	277	1
Z	224	Very Light Shell Pink	275	1
A	3855	Light Autumn Gold	238	1
V	3865	Winter White	165	1
T	740	Tangerine	132	1
N	966	Medium Baby Green	84	1
S	225	Ultra Very Light Shell Pink	75	1
K	931	Medium Antique Blue	63	1
E	946	Medium Burnt Orange	32	1
C	221	Very Dark Shell Pink	21	1

Skeins are estimates: the thread a stitch takes on the front and back of 18 mesh canvas, plus 30 percent, rounded up for each color.
Thread colors are approximate screen matches to DMC numbers. Check against real thread before you buy.
For your own stitching, gifts and handmade pieces you sell. Do not resell or share this PDF or copies of it.

Classic monarch butterfly on milkweed

Needlepoint pattern

Columns 1 to 90, rows 1 to 67. Start at the red outline

This page is the dark part of the chart



Key

- **DMC 502** Blue Green
- **DMC 503** Medium Blue Green
- **DMC 3371** Black Brown
- **DMC 501** Dark Blue Green
- **H** **DMC 739** Ultra Very Light Tan
- **=** **DMC 742** Light Tangerine
- **A** **DMC 3855** Light Autumn Gold
- **V** **DMC 3865** Winter White
- **T** **DMC 740** Tangerine
- **K** **DMC 931** Medium Antique Blue
- **E** **DMC 946** Medium Burnt Orange

Classic monarch butterfly on milkweed

Needlepoint pattern

Columns 1 to 90, rows 68 to 126. Gray squares: charted already, do not stitch again

This page is the dark part of the chart

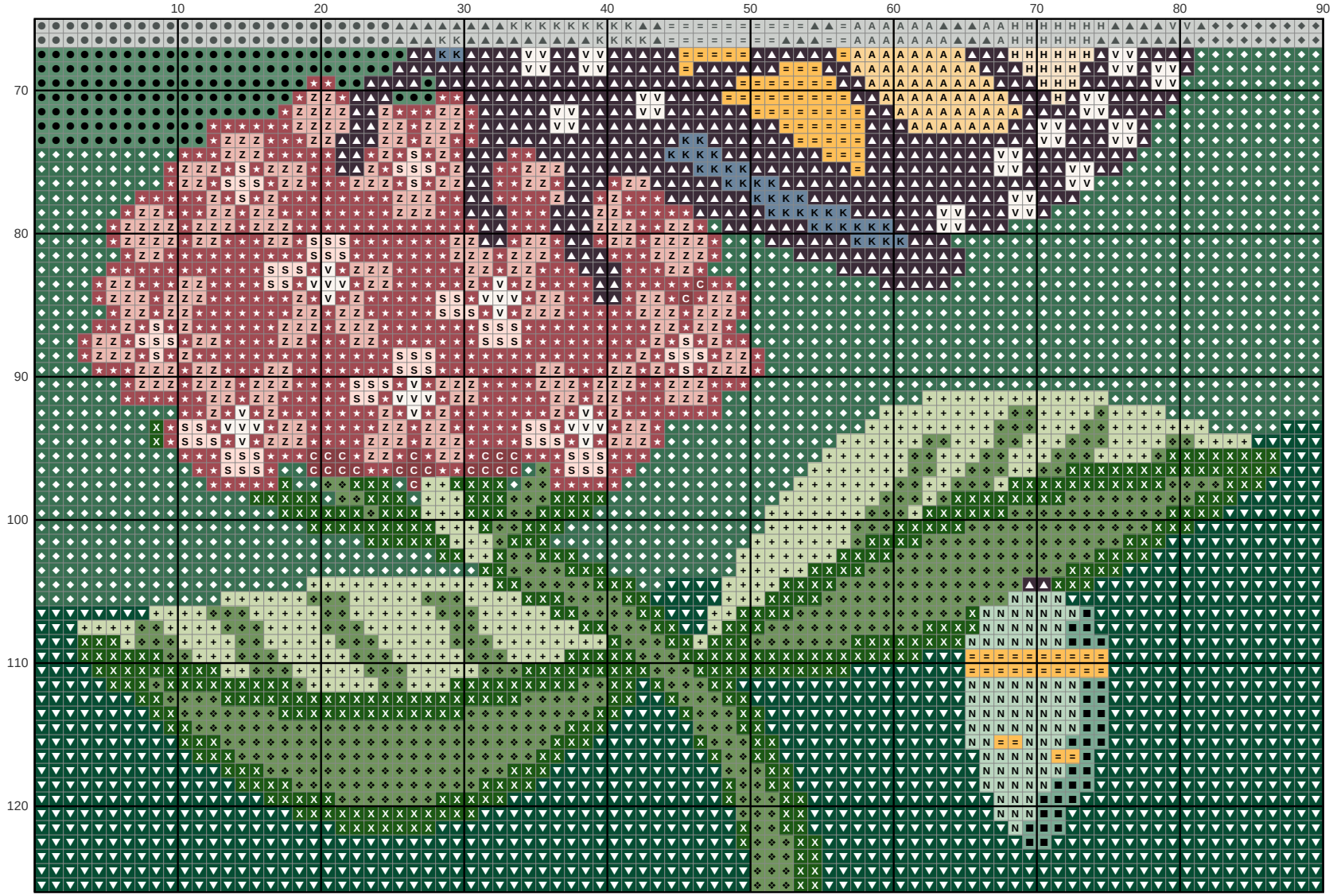

Key

- ● **DMC 502** Blue Green
- ■ **DMC 503** Medium Blue Green
- ▲ **DMC 3371** Black Brown
- ◆ **DMC 501** Dark Blue Green
- ▼ **DMC 500** Very Dark Blue Green
- ★ **DMC 3721** Dark Shell Pink
- ❖ **DMC 3347** Medium Yellow Green
- X **DMC 3345** Dark Hunter Green
- H **DMC 739** Ultra Very Light Tan
- \+ **DMC 3348** Light Yellow Green
- = **DMC 742** Light Tangerine
- Z **DMC 224** Very Light Shell Pink
- A **DMC 3855** Light Autumn Gold
- V **DMC 3865** Winter White
- N **DMC 966** Medium Baby Green
- S **DMC 225** Ultra Very Light Shell Pink
- K **DMC 931** Medium Antique Blue
- C **DMC 221** Very Dark Shell Pink