Moon-gazing hare in the barley

Needlepoint pattern | 90 x 126 stitches | 5 x 7 in (12.7 x 17.8 cm) on 18 mesh | 20 colors



How to stitch it



1. Each square is one tent stitch, up at 1, down at 2. Lines in continental, right to left, the canvas upside down for the next row; wide areas in basketweave.
2. Cut 18 in of thread. Start and end it without a knot left behind.
3. Mark the middle of the canvas. It is the outlined square on page 2, column 45, row 63 (DMC 3726): start there. Count threads, not holes.
4. Go on from it: picture first, background last. Gray squares are on two pages: stitch them once.
5. When it is done, block it square.

First time? How to needlepoint: flossfield.com/needlepoint/guides/how-to-start/
How to read a chart: flossfield.com/needlepoint/guides/how-to-read-a-chart/

What you need

Canvas: blank mono canvas, 18 mesh (18 threads to the inch), cut 9 in wide x 11 in high (22.9 x 27.9 cm).

Needle: blunt tapestry, size 22. Also masking tape for the cut edges, and small scissors.

Thread: six-strand floss, 20 colors, about 21 skeins in all (an estimate). Stitch with 4 strands (5 or 6 if canvas shows).

Frame it: acid-free board and a frame.
How to frame needlepoint.

Thread list, DMC

			stitches	skeins
●	743	Medium Yellow	1,630	2
■	3371	Black Brown	1,138	1
▲	3726	Dark Antique Mauve	1,051	1
◆	742	Light Tangerine	1,025	1
▼	154	Very Dark Grape	981	1
★	3834	Dark Grape	773	1
❖	3778	Light Terra Cotta	601	1
X	436	Tan	566	1
H	801	Dark Coffee Brown	499	1
+	938	Ultra Dark Coffee Brown	497	1
=	315	Medium Dark Antique Mauve	481	1
Z	434	Light Brown	395	1
A	433	Medium Brown	390	1
V	680	Dark Old Gold	328	1
T	3820	Dark Straw	253	1
N	402	Very Light Mahogany	217	1
S	921	Copper	216	1
K	3822	Light Straw	142	1
E	739	Ultra Very Light Tan	131	1
C	437	Light Tan	26	1

Skeins are estimates: the thread a stitch takes on the front and back of 18 mesh canvas, plus 30 percent, rounded up for each color.
Thread colors are approximate screen matches to DMC numbers. Check against real thread before you buy.
For your own stitching, gifts and handmade pieces you sell. Do not resell or share this PDF or copies of it.

Moon-gazing hare in the barley Needlepoint pattern

Columns 1 to 90, rows 1 to 67. Start at the red outline

This page is the dark part of the chart



Key

- DMC 743 Medium Yellow
- DMC 3371 Black Brown
- DMC 3726 Dark Antique Mauve
- DMC 742 Light Tangerine
- DMC 154 Very Dark Grape
- DMC 3834 Dark Grape
- DMC 3778 Light Terra Cotta
- DMC 436 Tan
- DMC 801 Dark Coffee Brown
- DMC 938 Ultra Dark Coffee Brown
- DMC 315 Medium Dark Antique Mauve
- DMC 434 Light Brown
- DMC 433 Medium Brown
- DMC 921 Copper
- DMC 739 Ultra Very Light Tan
- DMC 437 Light Tan

Moon-gazing hare in the barley

Needlepoint pattern

Columns 1 to 90, rows 68 to 126. Gray squares: charted already, do not stitch again

This page is the dark part of the chart



Key

- **DMC 3371** Black Brown
- **DMC 3726** Dark Antique Mauve
- **DMC 154** Very Dark Grape
- **DMC 3778** Light Terra Cotta
- **DMC 436** Tan
- **DMC 801** Dark Coffee Brown
- **DMC 938** Ultra Dark Coffee Brown
- **DMC 315** Medium Dark Antique Mauve
- **DMC 434** Light Brown
- **DMC 433** Medium Brown
- **DMC 680** Dark Old Gold
- **DMC 3820** Dark Straw
- **DMC 402** Very Light Mahogany
- **DMC 921** Copper
- **DMC 3822** Light Straw
- **DMC 739** Ultra Very Light Tan