Classic moon phases over a lake

Needlepoint pattern | 140 x 140 stitches | 14 x 14 in (35.6 x 35.6 cm) on 10 mesh | 24 colors



How to stitch it



1. Each square is one tent stitch, up at 1, down at 2. Lines in continental, right to left, the canvas upside down for the next row; wide areas in basketweave.
2. Cut 18 in of thread. Start and end it without a knot left behind.
3. Mark the middle of the canvas. It is the outlined square on page 2, column 70, row 70 (DMC 3836): start there. Count threads, not holes.
4. Go on from it: picture first, background last. Gray squares are on two pages: stitch them once.
5. Last, two more rows all round, each stitch in the color it lies beside: the seam hides them.

First time? How to needlepoint: flossfield.com/needlepoint/guides/how-to-start/
How to read a chart: flossfield.com/needlepoint/guides/how-to-read-a-chart/

What you need

Canvas: blank mono canvas, 10 mesh (10 threads to the inch), cut 18.5 in square (47 cm).

Needle: blunt tapestry, size 18. Also masking tape for the cut edges, and small scissors.

Thread: pearl cotton size 3, 24 colors, about 43 skeins in all (an estimate). Stitch with 2 lengths together.

Make it a pillow: backing fabric, an insert the size of the stitching or an inch larger, and cord or piping for the edge. How to finish a pillow.

Thread list, DMC

			stitches	skeins
●	939	Very Dark Navy Blue	5,150	9
■	32	Dark Blueberry	1,854	3
▲	934	Black Avocado Green	1,477	3
◆	597	Turquoise	1,306	2
▼	3750	Very Dark Antique Blue	1,232	3
★	3835	Medium Grape	987	2
❖	3746	Dark Blue Violet	888	2
X	29	Eggplant	839	2
H	500	Very Dark Blue Green	791	2
+	333	Very Dark Blue Violet	664	1
=	746	Off White	655	1
Z	644	Medium Beige Gray	564	1
A	598	Light Turquoise	490	1
V	520	Dark Fern Green	481	1
T	3810	Dark Turquoise	426	1
N	3836	Light Grape	325	1
S	677	Very Light Old Gold	287	1
K	801	Dark Coffee Brown	274	1
E	676	Light Old Gold	206	1
C	435	Very Light Brown	203	1
P	3820	Dark Straw	187	1
U	3727	Light Antique Mauve	124	1
L	648	Light Beaver Gray	95	1
2	501	Dark Blue Green	95	1

Skeins are estimates, with the two extra rows: the thread a stitch takes on the front and back of 10 mesh canvas, plus 30 percent, rounded up for each color.

Thread colors are approximate screen matches to DMC numbers. Check against real thread before you buy.

For your own stitching, gifts and handmade pieces you sell. Do not resell or share this PDF or copies of it.

Classic moon phases over a lake Needlepoint pattern

Columns 1 to 74, rows 1 to 74. Start at the red outline

This page is the dark part of the chart

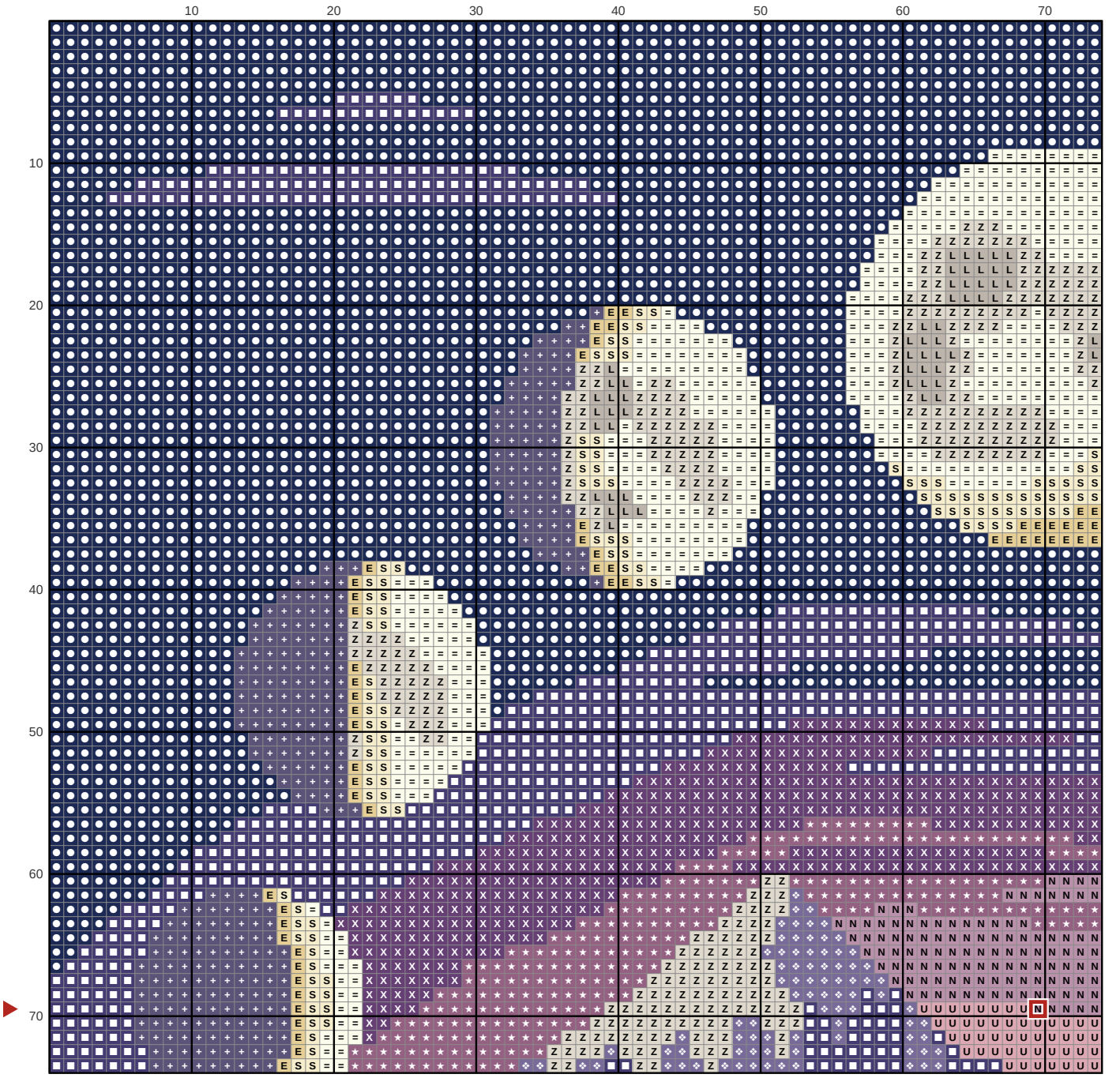

Key

- ● **DMC 939** Very Dark Navy Blue
- ■ **DMC 32** Dark Blueberry
- ★ **DMC 3835** Medium Grape
- ❖ **DMC 3746** Dark Blue Violet
- X **DMC 29** Eggplant
- \+ **DMC 333** Very Dark Blue Violet
- = **DMC 746** Off White
- Z **DMC 644** Medium Beige Gray
- N **DMC 3836** Light Grape
- S **DMC 677** Very Light Old Gold
- E **DMC 676** Light Old Gold
- U **DMC 3727** Light Antique Mauve
- L **DMC 648** Light Beaver Gray

Classic moon phases over a lake Needlepoint pattern

Columns 75 to 140, rows 1 to 74. Gray squares: charted already, do not stitch again

This page is the dark part of the chart



Key

- ● **DMC 939** Very Dark Navy Blue
- ■ **DMC 32** Dark Blueberry
- ★ **DMC 3835** Medium Grape
- ❖ **DMC 3746** Dark Blue Violet
- X **DMC 29** Eggplant
- \+ **DMC 333** Very Dark Blue Violet
- = **DMC 746** Off White
- Z **DMC 644** Medium Beige Gray
- N **DMC 3836** Light Grape
- S **DMC 677** Very Light Old Gold
- E **DMC 676** Light Old Gold
- U **DMC 3727** Light Antique Mauve
- L **DMC 648** Light Beaver Gray

Classic moon phases over a lake Needlepoint pattern

Columns 1 to 74, rows 75 to 140. Gray squares: charted already, do not stitch again

This page is the dark part of the chart



Key

- ■ **DMC 32** Dark Blueberry
- ▲ **DMC 934** Black Avocado Green
- ◆ **DMC 597** Turquoise
- ▼ **DMC 3750** Very Dark Antique Blue
- ★ **DMC 3835** Medium Grape
- ❖ **DMC 3746** Dark Blue Violet
- X **DMC 29** Eggplant
- H **DMC 500** Very Dark Blue Green
- \+ **DMC 333** Very Dark Blue Violet
- = **DMC 746** Off White
- Z **DMC 644** Medium Beige Gray
- A **DMC 598** Light Turquoise
- V **DMC 520** Dark Fern Green
- T **DMC 3810** Dark Turquoise
- N **DMC 3836** Light Grape
- S **DMC 677** Very Light Old Gold
- K **DMC 801** Dark Coffee Brown
- E **DMC 676** Light Old Gold
- C **DMC 435** Very Light Brown
- P **DMC 3820** Dark Straw
- U **DMC 3727** Light Antique Mauve
- 2 **DMC 501** Dark Blue Green

Classic moon phases over a lake Needlepoint pattern

Columns 75 to 140, rows 75 to 140. Gray squares: charted already, do not stitch again

This page is the dark part of the chart



Key

- **DMC 939** Very Dark Navy Blue
- **DMC 32** Dark Blueberry
- **DMC 934** Black Avocado Green
- **DMC 597** Turquoise
- **DMC 3750** Very Dark Antique Blue
- **DMC 3835** Medium Grape
- **DMC 3746** Dark Blue Violet
- **DMC 29** Eggplant
- **DMC 500** Very Dark Blue Green
- **DMC 333** Very Dark Blue Violet
- **DMC 746** Off White
- **DMC 644** Medium Beige Gray
- **DMC 598** Light Turquoise
- **DMC 520** Dark Fern Green
- **DMC 3810** Dark Turquoise
- **DMC 3836** Light Grape
- **DMC 677** Very Light Old Gold
- **DMC 801** Dark Coffee Brown
- **DMC 676** Light Old Gold
- **DMC 435** Very Light Brown
- **DMC 3820** Dark Straw
- **DMC 3727** Light Antique Mauve
- **DMC 501** Dark Blue Green