Classic morning glory

Needlepoint pattern | 90 x 90 stitches | 5 x 5 in (12.7 x 12.7 cm) on 18 mesh | 18 colors



How to stitch it



1. Each square is one tent stitch, up at 1, down at 2. Lines in continental, right to left, the canvas upside down for the next row; wide areas in basketweave.
2. Cut 18 in of thread. Start and end it without a knot left behind.
3. Mark the middle of the canvas. It is the outlined square on page 2, column 45, row 45 (DMC 3078): start there. Count threads, not holes.
4. Go on from it: picture first, background last. Gray squares are on two pages: stitch them once.
5. Last, two more rows all round in DMC 154: the opening's edge hides them.

First time? How to needlepoint: flossfield.com/needlepoint/guides/how-to-start/
How to read a chart: flossfield.com/needlepoint/guides/how-to-read-a-chart/

What you need

Canvas: blank mono canvas, 18 mesh (18 threads to the inch), cut 9.5 in square (24.1 cm).

Needle: blunt tapestry, size 22. Also masking tape for the cut edges, and small scissors.

Thread: six-strand floss, 18 colors, about 21 skeins in all (an estimate). Stitch with 4 strands (5 or 6 if canvas shows).

Fit it into a lid: the box or tray, acid-free board and backing. Measure the opening first.
How to fit it into a lid.

Thread list, DMC

			stitches	skeins
●	154	Very Dark Grape	3,732	4
□	501	Dark Blue Green	433	1
▲	322	Dark Baby Blue	425	1
◆	3755	Baby Blue	420	1
▼	BLANC	White	383	1
★	471	Very Light Avocado Green	376	1
❖	775	Very Light Baby Blue	322	1
X	211	Light Lavender	318	1
H	797	Royal Blue	300	1
+	502	Blue Green	288	1
=	500	Very Dark Blue Green	270	1
Z	798	Dark Delft Blue	256	1
A	503	Medium Blue Green	190	1
V	469	Avocado Green	159	1
T	3325	Light Baby Blue	102	1
N	3078	Very Light Golden Yellow	73	1
S	743	Medium Yellow	30	1
K	783	Medium Topaz	23	1

Skeins are estimates, with the two extra rows: the thread a stitch takes on the front and back of 18 mesh canvas, plus 30 percent, rounded up for each color.

Thread colors are approximate screen matches to DMC numbers. Check against real thread before you buy.

For your own stitching, gifts and handmade pieces you sell. Do not resell or share this PDF or copies of it.

Classic morning glory

Needlepoint pattern

Columns 1 to 49, rows 1 to 90. Start at the red outline

This page is the dark part of the chart



Key

- **DMC 154** Very Dark Grape
- **DMC 501** Dark Blue Green
- **DMC 322** Dark Baby Blue
- **DMC 3755** Baby Blue
- **DMC BLANC** White
- **DMC 471** Very Light Avocado Green
- **DMC 775** Very Light Baby Blue
- **DMC 211** Light Lavender
- **DMC 797** Royal Blue
- **DMC 502** Blue Green
- **DMC 500** Very Dark Blue Green
- **DMC 798** Dark Delft Blue
- **DMC 503** Medium Blue Green
- **DMC 469** Avocado Green
- **DMC 3325** Light Baby Blue
- **DMC 3078** Very Light Golden Yellow
- **DMC 743** Medium Yellow
- **DMC 783** Medium Topaz

Classic morning glory

Needlepoint pattern

Columns 50 to 90, rows 1 to 90. Gray squares: charted already, do not stitch again

This page is the dark part of the chart



Key

- **DMC 154** Very Dark Grape
- **DMC 501** Dark Blue Green
- **DMC 322** Dark Baby Blue
- **DMC 3755** Baby Blue
- **DMC BLANC** White
- **DMC 471** Very Light Avocado Green
- **DMC 775** Very Light Baby Blue
- **DMC 211** Light Lavender
- **DMC 797** Royal Blue
- **DMC 502** Blue Green
- **DMC 500** Very Dark Blue Green
- **DMC 798** Dark Delft Blue
- **DMC 503** Medium Blue Green
- **DMC 469** Avocado Green
- **DMC 3325** Light Baby Blue