Classic moving boxes in a sunny room

Needlepoint pattern | 90 x 126 stitches | 5 x 7 in (12.7 x 17.8 cm) on 18 mesh | 20 colors



How to stitch it



1. Each square is one tent stitch, up at 1, down at 2. Lines in continental, right to left, the canvas upside down for the next row; wide areas in basketweave.
2. Cut 18 in of thread. Start and end it without a knot left behind.
3. Mark the middle of the canvas. It is the outlined square on page 2, column 45, row 63 (DMC 3046): start there. Count threads, not holes.
4. Go on from it: picture first, background last. Gray squares are on two pages: stitch them once.
5. When it is done, block it square.

First time? How to needlepoint: flossfield.com/needlepoint/guides/how-to-start/
How to read a chart: flossfield.com/needlepoint/guides/how-to-read-a-chart/

What you need

Canvas: blank mono canvas, 18 mesh (18 threads to the inch), cut 9 in wide x 11 in high (22.9 x 27.9 cm).

Needle: blunt tapestry, size 22. Also masking tape for the cut edges, and small scissors.

Thread: six-strand floss, 20 colors, about 22 skeins in all (an estimate). Stitch with 4 strands (5 or 6 if canvas shows).

Frame it: acid-free board and a frame.
How to frame needlepoint.

Thread list, DMC

			stitches	skeins
●	437	Light Tan	1,878	2
■	745	Light Pale Yellow	1,506	2
▲	3865	Winter White	1,239	1
◆	434	Light Brown	781	1
▼	801	Dark Coffee Brown	741	1
★	301	Medium Mahogany	646	1
❖	739	Ultra Very Light Tan	583	1
X	3822	Light Straw	549	1
H	747	Very Light Sky Blue	441	1
+	471	Very Light Avocado Green	438	1
=	3346	Hunter Green	423	1
Z	3046	Medium Yellow Beige	402	1
A	436	Tan	354	1
V	300	Very Dark Mahogany	329	1
T	895	Very Dark Hunter Green	300	1
N	336	Navy Blue	199	1
S	3777	Very Dark Terra Cotta	190	1
K	3325	Light Baby Blue	171	1
E	334	Medium Baby Blue	136	1
C	783	Medium Topaz	34	1

Skeins are estimates: the thread a stitch takes on the front and back of 18 mesh canvas, plus 30 percent, rounded up for each color.
Thread colors are approximate screen matches to DMC numbers. Check against real thread before you buy.
For your own stitching, gifts and handmade pieces you sell. Do not resell or share this PDF or copies of it.

Classic moving boxes in a sunny room

Needlepoint pattern

Columns 1 to 90, rows 1 to 67. Start at the red outline

This page is the dark part of the chart



Key

- DMC 437 — Light Tan
- DMC 745 — Light Pale Yellow
- DMC 3865 — Winter White
- DMC 434 — Light Brown
- DMC 801 — Dark Coffee Brown
- DMC 739 — Ultra Very Light Tan
- DMC 3822 — Light Straw
- DMC 747 — Very Light Sky Blue
- DMC 471 — Very Light Avocado Green
- DMC 3346 — Hunter Green
- DMC 3046 — Medium Yellow Beige
- DMC 436 — Tan
- DMC 895 — Very Dark Hunter Green
- DMC 336 — Navy Blue
- DMC 3777 — Very Dark Terra Cotta
- DMC 3325 — Light Baby Blue
- DMC 334 — Medium Baby Blue

Classic moving boxes in a sunny room

Needlepoint pattern

Columns 1 to 90, rows 68 to 126. Gray squares: charted already, do not stitch again

This page is the dark part of the chart



Key

- DMC 437 — Light Tan
- DMC 745 — Light Pale Yellow
- DMC 3865 — Winter White
- DMC 434 — Light Brown
- DMC 801 — Dark Coffee Brown
- DMC 301 — Medium Mahogany
- DMC 739 — Ultra Very Light Tan
- DMC 3822 — Light Straw
- DMC 3046 — Medium Yellow Beige
- DMC 436 — Tan
- DMC 300 — Very Dark Mahogany
- DMC 895 — Very Dark Hunter Green
- DMC 336 — Navy Blue
- DMC 3777 — Very Dark Terra Cotta
- DMC 3325 — Light Baby Blue
- DMC 334 — Medium Baby Blue
- DMC 783 — Medium Topaz