Classic moving truck on an autumn lane

Needlepoint pattern | 160 x 120 stitches | 16 x 12 in (40.6 x 30.5 cm) on 10 mesh | 24 colors



How to stitch it



1. Each square is one tent stitch, up at 1, down at 2. Lines in continental, right to left, the canvas upside down for the next row; wide areas in basketweave.
2. Cut 18 in of thread. Start and end it without a knot left behind.
3. Mark the middle of the canvas. It is the outlined square on page 2, column 80, row 60 (DMC 815): start there. Count threads, not holes.
4. Go on from it: picture first, background last. Gray squares are on two pages: stitch them once.
5. Last, two more rows all round in DMC 801: the seam hides them.

First time? How to needlepoint: flossfield.com/needlepoint/guides/how-to-start/
How to read a chart: flossfield.com/needlepoint/guides/how-to-read-a-chart/

What you need

Canvas: blank mono canvas, 10 mesh (10 threads to the inch), cut 20.5 in wide x 16.5 in high (52.1 x 41.9 cm).

Needle: blunt tapestry, size 18. Also masking tape for the cut edges, and small scissors.

Thread: pearl cotton size 3, 24 colors, about 41 skeins in all (an estimate). Stitch with 2 lengths together.

Make it a pillow: backing fabric, an insert the size of the stitching or an inch larger, and cord or piping for the edge. How to finish a pillow.

Thread list, DMC

			stitches	skeins
●	**801**	Dark Coffee Brown	2,661	6
■	**3325**	Light Baby Blue	1,992	3
▲	**712**	Cream	1,873	3
◆	**501**	Dark Blue Green	1,678	3
▼	**3363**	Medium Pine Green	951	2
★	**919**	Red Copper	922	2
❖	**815**	Medium Garnet	900	2
X	**3830**	Terra Cotta	773	2
H	**738**	Very Light Tan	693	2
+	**3854**	Medium Autumn Gold	689	2
=	**922**	Light Copper	614	1
Z	**841**	Light Beige Brown	600	1
A	**3053**	Green Gray	567	1
V	**839**	Dark Beige Brown	534	1
T	**3362**	Dark Pine Green	530	1
N	**3371**	Black Brown	500	1
S	**775**	Very Light Baby Blue	433	1
K	**500**	Very Dark Blue Green	433	1
E	**503**	Medium Blue Green	415	1
C	**355**	Dark Terra Cotta	390	1
P	**932**	Light Antique Blue	388	1
U	**3033**	Very Light Mocha Brown	285	1
L	**502**	Blue Green	242	1
2	**744**	Pale Yellow	137	1

Skeins are estimates, with the two extra rows: the thread a stitch takes on the front and back of 10 mesh canvas, plus 30 percent, rounded up for each color.

Thread colors are approximate screen matches to DMC numbers. Check against real thread before you buy.

For your own stitching, gifts and handmade pieces you sell. Do not resell or share this PDF or copies of it.

Classic moving truck on an autumn lane

Needlepoint pattern

Columns 1 to 80, rows 1 to 60. Start at the red outline

This page is the dark part of the chart



Key

- **DMC 801** Dark Coffee Brown
- **DMC 3325** Light Baby Blue
- **DMC 712** Cream
- **DMC 501** Dark Blue Green
- **DMC 3363** Medium Pine Green
- **DMC 919** Red Copper
- **DMC 815** Medium Garnet
- **DMC 3830** Terra Cotta
- **DMC 3854** Medium Autumn Gold
- **DMC 841** Light Beige Brown
- **DMC 3053** Green Gray
- **DMC 3362** Dark Pine Green
- **DMC 775** Very Light Baby Blue
- **DMC 500** Very Dark Blue Green
- **DMC 503** Medium Blue Green
- **DMC 355** Dark Terra Cotta
- **DMC 932** Light Antique Blue
- **DMC 3033** Very Light Mocha Brown
- **DMC 502** Blue Green
- **DMC 744** Pale Yellow

Classic moving truck on an autumn lane

Needlepoint pattern

Columns 81 to 160, rows 1 to 60. Gray squares: charted already, do not stitch again

This page is the dark part of the chart



Key

- **DMC 801** Dark Coffee Brown
- **DMC 3325** Light Baby Blue
- **DMC 712** Cream
- **DMC 501** Dark Blue Green
- **DMC 3363** Medium Pine Green
- **DMC 919** Red Copper
- **DMC 815** Medium Garnet
- **DMC 3830** Terra Cotta
- **DMC 738** Very Light Tan
- **DMC 3854** Medium Autumn Gold
- **DMC 922** Light Copper
- **DMC 841** Light Beige Brown
- **DMC 3053** Green Gray
- **DMC 839** Dark Beige Brown
- **DMC 3362** Dark Pine Green
- **DMC 775** Very Light Baby Blue
- **DMC 500** Very Dark Blue Green
- **DMC 503** Medium Blue Green
- **DMC 502** Blue Green
- **DMC 744** Pale Yellow

Classic moving truck on an autumn lane

Needlepoint pattern

Columns 1 to 80, rows 61 to 120. Gray squares: charted already, do not stitch again

This page is the dark part of the chart



Key

- DMC 801
- DMC 3325
- DMC 712 Cream
- DMC 501
- DMC 3363
- DMC 919 Red Copper
- DMC 815 Medium Garnet
- DMC 3830 Terra Cotta
- DMC 738 Very Light Tan
- DMC 3854
- DMC 922 Light Copper
- DMC 841
- DMC 3053 Green Gray
- DMC 839
- DMC 3362
- DMC 3371 Black Brown
- DMC 775
- DMC 500
- DMC 503
- DMC 355
- DMC 932
- DMC 3033
- DMC 502 Blue Green
- DMC 744 Pale Yellow

Classic moving truck on an autumn lane

Needlepoint pattern

Columns 81 to 160, rows 61 to 120. Gray squares: charted already, do not stitch again

This page is the dark part of the chart



Key

- DMC 801
- DMC 712 Cream
- DMC 501
- DMC 3363
- DMC 919
- DMC 815
- DMC 3830
- DMC 738
- DMC 3854
- DMC 922
- DMC 841
- DMC 3053
- DMC 839
- DMC 3362
- DMC 3371
- DMC 775
- DMC 500
- DMC 503
- DMC 355
- DMC 932
- DMC 502
- DMC 744