Classic mushrooms

Needlepoint pattern | 140 x 140 stitches | 14 x 14 in (35.6 x 35.6 cm) on 10 mesh | 24 colors



How to stitch it



1. Each square is one tent stitch, up at 1, down at 2. Lines in continental, right to left, the canvas upside down for the next row; wide areas in basketweave.
2. Cut 18 in of thread. Start and end it without a knot left behind.
3. Mark the middle of the canvas. It is the outlined square on page 2, column 70, row 70 (DMC 842): start there. Count threads, not holes.
4. Go on from it: picture first, background last. Gray squares are on two pages: stitch them once.
5. Last, two more rows all round, each stitch in the color it lies beside: the seam hides them.

First time? How to needlepoint: flossfield.com/needlepoint/guides/how-to-start/
How to read a chart: flossfield.com/needlepoint/guides/how-to-read-a-chart/

What you need

Canvas: blank mono canvas, 10 mesh (10 threads to the inch), cut 18.5 in square (47 cm).

Needle: blunt tapestry, size 18. Also masking tape for the cut edges, and small scissors.

Thread: pearl cotton size 3, 24 colors, about 44 skeins in all (an estimate). Stitch with 2 lengths together.

Make it a pillow: backing fabric, an insert the size of the stitching or an inch larger, and cord or piping for the edge. How to finish a pillow.

Thread list, DMC

			stitches	skeins
●	**523**	Light Fern Green	3,101	5
■	**3348**	Light Yellow Green	2,741	5
▲	**841**	Light Beige Brown	1,904	3
◆	**3052**	Medium Green Gray	1,333	3
▼	**677**	Very Light Old Gold	1,228	3
★	**469**	Avocado Green	1,144	2
❖	**739**	Ultra Very Light Tan	970	2
X	**842**	Very Light Beige Brown	939	2
H	**712**	Cream	890	2
+	**471**	Very Light Avocado Green	827	2
=	**350**	Medium Coral	771	2
Z	**840**	Medium Beige Brown	514	1
A	**351**	Coral	437	1
V	**815**	Medium Garnet	429	1
T	**321**	Red	421	1
N	**936**	Very Dark Avocado Green	386	1
S	**472**	Ultra Light Avocado Green	349	1
K	**920**	Medium Copper	324	1
E	**934**	Black Avocado Green	205	1
C	**3822**	Light Straw	189	1
P	**3853**	Dark Autumn Gold	184	1
U	**783**	Medium Topaz	147	1
L	**922**	Light Copper	111	1
2	**3371**	Black Brown	56	1

Skeins are estimates, with the two extra rows: the thread a stitch takes on the front and back of 10 mesh canvas, plus 30 percent, rounded up for each color.

Thread colors are approximate screen matches to DMC numbers. Check against real thread before you buy.

For your own stitching, gifts and handmade pieces you sell. Do not resell or share this PDF or copies of it.

Classic mushrooms

Needlepoint pattern

Columns 1 to 74, rows 1 to 74. Start at the red outline

This page is the dark part of the chart



Key

- ● **DMC 523** Light Fern Green
- ■ **DMC 3348** Light Yellow Green
- ▲ **DMC 841** Light Beige Brown
- ▼ **DMC 677** Very Light Old Gold
- ❖ **DMC 739** Ultra Very Light Tan
- X **DMC 842** Very Light Beige Brown
- H **DMC 712** Cream
- = **DMC 350** Medium Coral
- Z **DMC 840** Medium Beige Brown
- A **DMC 351** Coral
- V **DMC 815** Medium Garnet
- T **DMC 321** Red

Classic mushrooms Needlepoint pattern

Columns 75 to 140, rows 1 to 74. Gray squares: charted already, do not stitch again

This page is the dark part of the chart



Key

- ● **DMC 523** Light Fern Green
- ■ **DMC 3348** Light Yellow Green
- ▲ **DMC 841** Light Beige Brown
- ◆ **DMC 3052** Medium Green Gray
- ▼ **DMC 677** Very Light Old Gold
- ❖ **DMC 739** Ultra Very Light Tan
- X **DMC 842** Very Light Beige Brown
- H **DMC 712** Cream
- Z **DMC 840** Medium Beige Brown
- V **DMC 815** Medium Garnet
- T **DMC 321** Red
- K **DMC 920** Medium Copper
- P **DMC 3853** Dark Autumn Gold
- L **DMC 922** Light Copper

Classic mushrooms Needlepoint pattern

Columns 1 to 74, rows 75 to 140. Gray squares: charted already, do not stitch again

This page is the dark part of the chart



Key

●	**DMC 523** Light Fern Green	H	**DMC 712** Cream	N	**DMC 936** Very Dark Avocado Green
■	**DMC 3348** Light Yellow Green	+	**DMC 471** Very Light Avocado Green	S	**DMC 472** Ultra Light Avocado Green
▲	**DMC 841** Light Beige Brown	=	**DMC 350** Medium Coral	K	**DMC 920** Medium Copper
◆	**DMC 3052** Medium Green Gray	Z	**DMC 840** Medium Beige Brown	E	**DMC 934** Black Avocado Green
★	**DMC 469** Avocado Green	A	**DMC 351** Coral	U	**DMC 783** Medium Topaz
❖	**DMC 739** Ultra Very Light Tan	V	**DMC 815** Medium Garnet	2	**DMC 3371** Black Brown
X	**DMC 842** Very Light Beige Brown	T	**DMC 321** Red		

Classic mushrooms Needlepoint pattern

Columns 75 to 140, rows 75 to 140. Gray squares: charted already, do not stitch again

This page is the dark part of the chart



Key

- ● **DMC 523** Light Fern Green
- ■ **DMC 3348** Light Yellow Green
- ▲ **DMC 841** Light Beige Brown
- ◆ **DMC 3052** Medium Green Gray
- ★ **DMC 469** Avocado Green
- ❖ **DMC 739** Ultra Very Light Tan
- X **DMC 842** Very Light Beige Brown
- H **DMC 712** Cream
- \+ **DMC 471** Very Light Avocado Green
- Z **DMC 840** Medium Beige Brown
- N **DMC 936** Very Dark Avocado Green
- S **DMC 472** Ultra Light Avocado Green
- K **DMC 920** Medium Copper
- E **DMC 934** Black Avocado Green
- C **DMC 3822** Light Straw
- U **DMC 783** Medium Topaz