Classic narwhal and calf under the ice

Needlepoint pattern | 90 x 126 stitches | 5 x 7 in (12.7 x 17.8 cm) on 18 mesh | 20 colors



How to stitch it



1. Each square is one tent stitch, up at 1, down at 2. Lines in continental, right to left, the canvas upside down for the next row; wide areas in basketweave.
2. Cut 18 in of thread. Start and end it without a knot left behind.
3. Mark the middle of the canvas. It is the outlined square on page 2, column 45, row 63 (DMC 413): start there. Count threads, not holes.
4. Go on from it: picture first, background last. Gray squares are on two pages: stitch them once.
5. When it is done, block it square.

First time? How to needlepoint: flossfield.com/needlepoint/guides/how-to-start/
How to read a chart: flossfield.com/needlepoint/guides/how-to-read-a-chart/

What you need

Canvas: blank mono canvas, 18 mesh (18 threads to the inch), cut 9 in wide x 11 in high (22.9 x 27.9 cm).

Needle: blunt tapestry, size 22. Also masking tape for the cut edges, and small scissors.

Thread: six-strand floss, 20 colors, about 20 skeins in all (an estimate). Stitch with 4 strands (5 or 6 if canvas shows).

Frame it: acid-free board and a frame.
How to frame needlepoint.

Thread list, DMC

			stitches	skeins
●	**3825**	Pale Pumpkin	1,079	1
■	**3810**	Dark Turquoise	961	1
▲	**939**	Very Dark Navy Blue	845	1
◆	**598**	Light Turquoise	812	1
▼	**414**	Dark Steel Gray	787	1
★	**807**	Peacock Blue	765	1
❖	**318**	Light Steel Gray	759	1
X	**413**	Dark Pewter Gray	751	1
H	**311**	Medium Navy Blue	748	1
+	**3842**	Very Dark Wedgwood	617	1
=	**3865**	Winter White	596	1
Z	**3747**	Very Light Blue Violet	505	1
A	**3855**	Light Autumn Gold	484	1
V	**3341**	Apricot	443	1
T	**415**	Pearl Gray	389	1
N	**745**	Light Pale Yellow	305	1
S	**341**	Light Blue Violet	194	1
K	**3799**	Very Dark Pewter Gray	182	1
E	**352**	Light Coral	76	1
C	**436**	Tan	42	1

Skeins are estimates: the thread a stitch takes on the front and back of 18 mesh canvas, plus 30 percent, rounded up for each color.
Thread colors are approximate screen matches to DMC numbers. Check against real thread before you buy.
For your own stitching, gifts and handmade pieces you sell. Do not resell or share this PDF or copies of it.

Classic narwhal and calf under the ice

Needlepoint pattern

Columns 1 to 90, rows 1 to 67. Start at the red outline

This page is the dark part of the chart



Key

- ● **DMC 3825** Pale Pumpkin
- ■ **DMC 3810** Dark Turquoise
- ◆ **DMC 598** Light Turquoise
- ▼ **DMC 414** Dark Steel Gray
- ★ **DMC 807** Peacock Blue
- ❖ **DMC 318** Light Steel Gray
- X **DMC 413** Dark Pewter Gray
- = **DMC 3865** Winter White
- Z **DMC 3747** Very Light Blue Violet
- A **DMC 3855** Light Autumn Gold
- V **DMC 3341** Apricot
- T **DMC 415** Pearl Gray
- N **DMC 745** Light Pale Yellow
- S **DMC 341** Light Blue Violet
- K **DMC 3799** Very Dark Pewter Gray
- E **DMC 352** Light Coral
- C **DMC 436** Tan

Classic narwhal and calf under the ice

Needlepoint pattern

Columns 1 to 90, rows 68 to 126. Gray squares: charted already, do not stitch again

This page is the dark part of the chart



Key

- **DMC 3810** Dark Turquoise
- **DMC 939** Very Dark Navy Blue
- **DMC 414** Dark Steel Gray
- **DMC 807** Peacock Blue
- **DMC 318** Light Steel Gray
- **DMC 413** Dark Pewter Gray
- **DMC 311** Medium Navy Blue
- **DMC 3842** Very Dark Wedgwood
- **DMC 3865** Winter White
- **DMC 415** Pearl Gray
- **DMC 3799** Very Dark Pewter Gray