Classic Nativity stained glass triptych

Needlepoint pattern | 140 x 140 stitches | 14 x 14 in (35.6 x 35.6 cm) on 10 mesh | 24 colors



How to stitch it



1. Each square is one tent stitch, up at 1, down at 2. Lines in continental, right to left, the canvas upside down for the next row; wide areas in basketweave.
2. Cut 18 in of thread. Start and end it without a knot left behind.
3. Mark the middle of the canvas. It is the outlined square on page 2, column 70, row 70 (DMC 310): start there. Count threads, not holes.
4. Go on from it: picture first, background last. Gray squares are on two pages: stitch them once.
5. Last, two more rows all round in DMC 3033: the seam hides them.

First time? How to needlepoint: flossfield.com/needlepoint/guides/how-to-start/
How to read a chart: flossfield.com/needlepoint/guides/how-to-read-a-chart/

What you need

Canvas: blank mono canvas, 10 mesh (10 threads to the inch), cut 18.5 in square (47 cm).

Needle: blunt tapestry, size 18. Also masking tape for the cut edges, and small scissors.

Thread: pearl cotton size 3, 24 colors, about 42 skeins in all (an estimate). Stitch with 2 lengths together.

Make it a pillow: backing fabric, an insert the size of the stitching or an inch larger, and cord or piping for the edge. How to finish a pillow.

Thread list, DMC

			stitches	skeins
●	**310**	Black	4,481	7
■	**3033**	Very Light Mocha Brown	4,188	8
▲	**3866**	Ultra Very Light Mocha	1,305	2
◆	**642**	Dark Beige Gray	1,173	2
▼	**742**	Light Tangerine	1,069	2
★	**797**	Royal Blue	985	2
❖	**550**	Very Dark Violet	689	2
X	**336**	Navy Blue	543	1
H	**782**	Dark Topaz	514	1
+	**208**	Very Dark Lavender	477	1
=	**321**	Red	453	1
Z	**745**	Light Pale Yellow	441	1
A	**800**	Pale Delft Blue	418	1
V	**910**	Dark Emerald Green	410	1
T	**825**	Dark Blue	398	1
N	**815**	Medium Garnet	303	1
S	**921**	Copper	294	1
K	**799**	Medium Delft Blue	288	1
E	**898**	Very Dark Coffee Brown	242	1
C	**918**	Dark Red Copper	234	1
P	**407**	Dark Desert Sand	206	1
U	**500**	Very Dark Blue Green	197	1
L	**632**	Ultra Very Dark Desert Sand	184	1
2	**945**	Tawny	108	1

Skeins are estimates, with the two extra rows: the thread a stitch takes on the front and back of 10 mesh canvas, plus 30 percent, rounded up for each color.

Thread colors are approximate screen matches to DMC numbers. Check against real thread before you buy.

For your own stitching, gifts and handmade pieces you sell. Do not resell or share this PDF or copies of it.

Classic Nativity stained glass triptych Needlepoint pattern

Columns 1 to 74, rows 1 to 74. Start at the red outline

This page is the dark part of the chart



Key

● **DMC 310** Black	❖ **DMC 550** Very Dark Violet	A **DMC 800** Pale Delft Blue
■ **DMC 3033** Very Light Mocha Brown	X **DMC 336** Navy Blue	N **DMC 815** Medium Garnet
▲ **DMC 3866** Ultra Very Light Mocha	H **DMC 782** Dark Topaz	K **DMC 799** Medium Delft Blue
◆ **DMC 642** Dark Beige Gray	+ **DMC 208** Very Dark Lavender	P **DMC 407** Dark Desert Sand
▼ **DMC 742** Light Tangerine	= **DMC 321** Red	
★ **DMC 797** Royal Blue	Z **DMC 745** Light Pale Yellow	

Classic Nativity stained glass triptych Needlepoint pattern

Columns 75 to 140, rows 1 to 74. Gray squares: charted already, do not stitch again

This page is the dark part of the chart



Key

- DMC 310 Black
- DMC 3033 Very Light Mocha Brown
- DMC 3866 Ultra Very Light Mocha
- DMC 642 Dark Beige Gray
- DMC 742 Light Tangerine
- DMC 797 Royal Blue
- DMC 550 Very Dark Violet
- DMC 336 Navy Blue
- DMC 782 Dark Topaz
- DMC 208 Very Dark Lavender
- DMC 321 Red
- DMC 745 Light Pale Yellow
- DMC 800 Pale Delft Blue
- DMC 815 Medium Garnet
- DMC 799 Medium Delft Blue
- DMC 898 Very Dark Coffee Brown
- DMC 918 Dark Red Copper
- DMC 407 Dark Desert Sand
- DMC 632 Ultra Very Dark Desert Sand

Classic Nativity stained glass triptych Needlepoint pattern

Columns 1 to 74, rows 75 to 140. Gray squares: charted already, do not stitch again

This page is the dark part of the chart



Key

- **DMC 310** Black
- **DMC 3033** Very Light Mocha Brown
- **DMC 3866** Ultra Very Light Mocha
- **DMC 642** Dark Beige Gray
- **DMC 742** Light Tangerine
- **DMC 797** Royal Blue
- **DMC 550** Very Dark Violet
- **DMC 336** Navy Blue
- **DMC 782** Dark Topaz
- **DMC 208** Very Dark Lavender
- **DMC 321** Red
- **DMC 745** Light Pale Yellow
- **DMC 800** Pale Delft Blue
- **DMC 910** Dark Emerald Green
- **DMC 825** Dark Blue
- **DMC 921** Copper
- **DMC 898** Very Dark Coffee Brown
- **DMC 918** Dark Red Copper
- **DMC 407** Dark Desert Sand
- **DMC 500** Very Dark Blue Green
- **DMC 632** Ultra Very Dark Desert Sand
- **DMC 945** Tawny

Classic Nativity stained glass triptych Needlepoint pattern

Columns 75 to 140, rows 75 to 140. Gray squares: charted already, do not stitch again

This page is the dark part of the chart



Key

- ● **DMC 310** Black
- ■ **DMC 3033** Very Light Mocha Brown
- ▲ **DMC 3866** Ultra Very Light Mocha
- ◆ **DMC 642** Dark Beige Gray
- ▼ **DMC 742** Light Tangerine
- ★ **DMC 797** Royal Blue
- ❖ **DMC 550** Very Dark Violet
- X **DMC 336** Navy Blue
- H **DMC 782** Dark Topaz
- \+ **DMC 208** Very Dark Lavender
- = **DMC 321** Red
- Z **DMC 745** Light Pale Yellow
- A **DMC 800** Pale Delft Blue
- V **DMC 910** Dark Emerald Green
- T **DMC 825** Dark Blue
- N **DMC 815** Medium Garnet
- S **DMC 921** Copper
- E **DMC 898** Very Dark Coffee Brown
- C **DMC 918** Dark Red Copper
- P **DMC 407** Dark Desert Sand
- U **DMC 500** Very Dark Blue Green
- L **DMC 632** Ultra Very Dark Desert Sand
- 2 **DMC 945** Tawny