Classic Victorian nosegay

Needlepoint pattern | 72 x 72 stitches | 4 x 4 in (10.2 x 10.2 cm) on 18 mesh | 14 colors



How to stitch it



1. Each square is one tent stitch, up at 1, down at 2. Lines in continental, right to left, the canvas upside down for the next row; wide areas in basketweave.
2. Cut 18 in of thread. Start and end it without a knot left behind.
3. Mark the middle of the canvas. It is the outlined square, column 36, row 36 (DMC 3326): start there. Count threads, not holes.
4. Go on from it: picture first, background last. End the thread before crossing another color.
5. Last, two more rows all round in DMC 823: the board's edge hides them.

First time? How to needlepoint: flossfield.com/needlepoint/guides/how-to-start/
How to read a chart: flossfield.com/needlepoint/guides/how-to-read-a-chart/

What you need

Canvas: blank mono canvas, 18 mesh (18 threads to the inch), cut 8.5 in square (21.6 cm).

Needle: blunt tapestry, size 22. Also masking tape for the cut edges, and small scissors.

Thread: six-strand floss, 14 colors, about 16 skeins in all (an estimate). Stitch with 4 strands (5 or 6 if canvas shows).

Make it an ornament: board, thin batting, backing fabric and twisted cord.
How to finish an ornament.

Thread list, DMC

			stitches	skeins				stitches	skeins
●	**823**	Dark Navy Blue	2,819	3	◆	**702**	Kelly Green	140	1
■	**BLANC**	White	527	1	Z	**3326**	Light Rose	115	1
▼	**813**	Light Blue	359	1	❖	**726**	Light Topaz	72	1
★	**700**	Bright Green	316	1	H	**3837**	Ultra Dark Lavender	56	1
▲	**800**	Pale Delft Blue	253	1	=	**600**	Very Dark Cranberry	54	1
X	**210**	Medium Lavender	229	1	+	**818**	Baby Pink	39	1
A	**603**	Cranberry	169	1	V	**602**	Medium Cranberry	36	1

Skeins are estimates, with the two extra rows: the thread a stitch takes on the front and back of 18 mesh canvas, plus 30 percent, rounded up for each color.

Thread colors are approximate screen matches to DMC numbers. Check against real thread before you buy.

For your own stitching, gifts and handmade pieces you sell. Do not resell or share this PDF or copies of it.

Classic Victorian nosegay Needlepoint pattern

Chart: 72 x 72 stitches. Start at the red outline



Key

- **DMC 823** Dark Navy Blue
- **DMC BLANC** White
- **DMC 813** Light Blue
- **DMC 700** Bright Green
- **DMC 800** Pale Delft Blue
- **DMC 210** Medium Lavender
- **DMC 603** Cranberry
- **DMC 702** Kelly Green
- **DMC 3326** Light Rose
- **DMC 726** Light Topaz
- **DMC 3837** Ultra Dark Lavender
- **DMC 600** Very Dark Cranberry
- **DMC 818** Baby Pink
- **DMC 602** Medium Cranberry