Classic white rabbit nutcracker bunny

Needlepoint pattern | 90 x 126 stitches | 5 x 7 in (12.7 x 17.8 cm) on 18 mesh | 20 colors



How to stitch it



1. Each square is one tent stitch, up at 1, down at 2. Lines in continental, right to left, the canvas upside down for the next row; wide areas in basketweave.
2. Cut 18 in of thread. Start and end it without a knot left behind.
3. Mark the middle of the canvas. It is the outlined square on page 2, column 45, row 63 (DMC 341): start there. Count threads, not holes.
4. Go on from it: picture first, background last. Gray squares are on two pages: stitch them once.
5. When it is done, block it square.

First time? How to needlepoint: flossfield.com/needlepoint/guides/how-to-start/
How to read a chart: flossfield.com/needlepoint/guides/how-to-read-a-chart/

What you need

Canvas: blank mono canvas, 18 mesh (18 threads to the inch), cut 9 in wide x 11 in high (22.9 x 27.9 cm).

Needle: blunt tapestry, size 22. Also masking tape for the cut edges, and small scissors.

Thread: six-strand floss, 20 colors, about 23 skeins in all (an estimate). Stitch with 4 strands (5 or 6 if canvas shows).

Frame it: acid-free board and a frame.
How to frame needlepoint.

Thread list, DMC

			stitches	skeins
●	**310**	Black	4,376	4
■	**3865**	Winter White	1,175	1
▲	**783**	Medium Topaz	746	1
◆	**814**	Dark Garnet	627	1
▼	**321**	Red	527	1
★	**895**	Very Dark Hunter Green	506	1
❖	**780**	Ultra Very Dark Topaz	440	1
X	**3747**	Very Light Blue Violet	400	1
H	**340**	Medium Blue Violet	363	1
+	**341**	Light Blue Violet	301	1
=	**3346**	Hunter Green	279	1
Z	**970**	Light Pumpkin	263	1
A	**3746**	Dark Blue Violet	257	1
V	**472**	Ultra Light Avocado Green	250	1
T	**498**	Dark Red	246	1
N	**3822**	Light Straw	218	1
S	**3688**	Medium Mauve	149	1
K	**3705**	Dark Melon	102	1
E	**739**	Ultra Very Light Tan	73	1
C	**741**	Medium Tangerine	42	1

Skeins are estimates: the thread a stitch takes on the front and back of 18 mesh canvas, plus 30 percent, rounded up for each color.
Thread colors are approximate screen matches to DMC numbers. Check against real thread before you buy.
For your own stitching, gifts and handmade pieces you sell. Do not resell or share this PDF or copies of it.

Classic white rabbit nutcracker bunny

Needlepoint pattern

Columns 1 to 90, rows 1 to 67. Start at the red outline

This page is the dark part of the chart



Key

- **DMC 310** Black
- **DMC 3865** Winter White
- **DMC 783** Medium Topaz
- **DMC 814** Dark Garnet
- **DMC 321** Red
- **DMC 895** Very Dark Hunter Green
- **DMC 780** Ultra Very Dark Topaz
- **X** **DMC 3747** Very Light Blue Violet
- **H** **DMC 340** Medium Blue Violet
- **+** **DMC 341** Light Blue Violet
- **=** **DMC 3346** Hunter Green
- **Z** **DMC 970** Light Pumpkin
- **A** **DMC 3746** Dark Blue Violet
- **V** **DMC 472** Ultra Light Avocado Green
- **T** **DMC 498** Dark Red
- **N** **DMC 3822** Light Straw
- **S** **DMC 3688** Medium Mauve
- **C** **DMC 741** Medium Tangerine

Classic white rabbit nutcracker bunny

Needlepoint pattern

Columns 1 to 90, rows 68 to 126. Gray squares: charted already, do not stitch again

This page is the dark part of the chart



Key

- **DMC 310** Black
- **DMC 3865** Winter White
- **DMC 783** Medium Topaz
- **DMC 814** Dark Garnet
- **DMC 321** Red
- **DMC 895** Very Dark Hunter Green
- **DMC 780** Ultra Very Dark Topaz
- **DMC 3747** Very Light Blue Violet
- **DMC 340** Medium Blue Violet
- **DMC 341** Light Blue Violet
- **DMC 3346** Hunter Green
- **DMC 970** Light Pumpkin
- **DMC 3746** Dark Blue Violet
- **DMC 472** Ultra Light Avocado Green
- **DMC 498** Dark Red
- **DMC 3822** Light Straw
- **DMC 3705** Dark Melon
- **DMC 739** Ultra Very Light Tan