Classic old fashioned cocktail

Needlepoint pattern | 90 x 90 stitches | 5 x 5 in (12.7 x 12.7 cm) on 18 mesh | 18 colors



How to stitch it



1. Each square is one tent stitch, up at 1, down at 2. Lines in continental, right to left, the canvas upside down for the next row; wide areas in basketweave.
2. Cut 18 in of thread. Start and end it without a knot left behind.
3. Mark the middle of the canvas. It is the outlined square on page 2, column 45, row 45 (DMC 3753): start there. Count threads, not holes.
4. Go on from it: picture first, background last. Gray squares are on two pages: stitch them once.
5. Last, two more rows all round in DMC 814: the opening's edge hides them.

First time? How to needlepoint: flossfield.com/needlepoint/guides/how-to-start/
How to read a chart: flossfield.com/needlepoint/guides/how-to-read-a-chart/

What you need

Canvas: blank mono canvas, 18 mesh (18 threads to the inch), cut 9.5 in square (24.1 cm).

Needle: blunt tapestry, size 22. Also masking tape for the cut edges, and small scissors.

Thread: six-strand floss, 18 colors, about 20 skeins in all (an estimate). Stitch with 4 strands (5 or 6 if canvas shows).

Fit it into a lid: the box or tray, acid-free board and backing. Measure the opening first.
How to fit it into a lid.

Thread list, DMC

			stitches	skeins
●	823	Dark Navy Blue	1,977	2
■	814	Dark Garnet	1,108	2
▲	803	Ultra Very Dark Baby Blue	715	1
◆	739	Ultra Very Light Tan	444	1
▼	801	Dark Coffee Brown	414	1
★	976	Medium Golden Brown	408	1
❖	3820	Dark Straw	386	1
X	300	Very Dark Mahogany	358	1
H	BLANC	White	345	1
+	970	Light Pumpkin	298	1
=	301	Medium Mahogany	281	1
Z	3854	Medium Autumn Gold	281	1
A	3753	Ultra Very Light Antique Blue	275	1
V	932	Light Antique Blue	252	1
T	938	Ultra Dark Coffee Brown	204	1
N	498	Dark Red	170	1
S	741	Medium Tangerine	154	1
K	900	Dark Burnt Orange	30	1

Skeins are estimates, with the two extra rows: the thread a stitch takes on the front and back of 18 mesh canvas, plus 30 percent, rounded up for each color.

Thread colors are approximate screen matches to DMC numbers. Check against real thread before you buy.

For your own stitching, gifts and handmade pieces you sell. Do not resell or share this PDF or copies of it.

Classic old fashioned cocktail Needlepoint pattern

Columns 1 to 49, rows 1 to 90. Start at the red outline

This page is the dark part of the chart

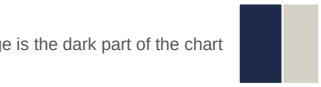



Key

- **DMC 823** Dark Navy Blue
- **DMC 814** Dark Garnet
- **DMC 803** Ultra Very Dark Baby Blue
- **DMC 739** Ultra Very Light Tan
- **DMC 801** Dark Coffee Brown
- **DMC 976** Medium Golden Brown
- **DMC 3820** Dark Straw
- **DMC 300** Very Dark Mahogany
- **DMC BLANC** White
- **DMC 970** Light Pumpkin
- **DMC 301** Medium Mahogany
- **DMC 3854** Medium Autumn Gold
- **DMC 3753** Ultra Very Light Antique Blue
- **DMC 932** Light Antique Blue
- **DMC 938** Ultra Dark Coffee Brown
- **DMC 741** Medium Tangerine
- **DMC 900** Dark Burnt Orange

Classic old fashioned cocktail Needlepoint pattern

Columns 50 to 90, rows 1 to 90. Gray squares: charted already, do not stitch again

This page is the dark part of the chart



Key

- **DMC 823** Dark Navy Blue
- **DMC 814** Dark Garnet
- **DMC 803** Ultra Very Dark Baby Blue
- **DMC 739** Ultra Very Light Tan
- **DMC 801** Dark Coffee Brown
- **DMC 976** Medium Golden Brown
- **DMC 3820** Dark Straw
- **DMC 300** Very Dark Mahogany
- **DMC BLANC** White
- **DMC 970** Light Pumpkin
- **DMC 301** Medium Mahogany
- **DMC 3854** Medium Autumn Gold
- **DMC 3753** Ultra Very Light Antique Blue
- **DMC 932** Light Antique Blue
- **DMC 938** Ultra Dark Coffee Brown
- **DMC 498** Dark Red
- **DMC 900** Dark Burnt Orange