Old oaken bucket and well

Needlepoint pattern | 90 x 90 stitches | 5 x 5 in (12.7 x 12.7 cm) on 18 mesh | 18 colors



How to stitch it



1. Each square is one tent stitch, up at 1, down at 2. Lines in continental, right to left, the canvas upside down for the next row; wide areas in basketweave.
2. Cut 18 in of thread. Start and end it without a knot left behind.
3. Mark the middle of the canvas. It is the outlined square on page 2, column 45, row 45 (DMC 436): start there. Count threads, not holes.
4. Go on from it: picture first, background last. Gray squares are on two pages: stitch them once.
5. Last, two more rows all round, each stitch in the color it lies beside: the opening's edge hides them.

First time? How to needlepoint: flossfield.com/needlepoint/guides/how-to-start/
How to read a chart: flossfield.com/needlepoint/guides/how-to-read-a-chart/

What you need

Canvas: blank mono canvas, 18 mesh (18 threads to the inch), cut 9.5 in square (24.1 cm).

Needle: blunt tapestry, size 22. Also masking tape for the cut edges, and small scissors.

Thread: six-strand floss, 18 colors, about 19 skeins in all (an estimate). Stitch with 4 strands (5 or 6 if canvas shows).

Fit it into a lid: the box or tray, acid-free board and backing. Measure the opening first.
How to fit it into a lid.

Thread list, DMC

			stitches	skeins
●	**310**	Black	1,705	2
■	**934**	Black Avocado Green	816	1
▲	**436**	Tan	777	1
◆	**844**	Ultra Dark Beaver Gray	510	1
▼	**434**	Light Brown	494	1
★	**938**	Ultra Dark Coffee Brown	494	1
❖	**801**	Dark Coffee Brown	422	1
X	**3721**	Dark Shell Pink	362	1
H	**225**	Ultra Very Light Shell Pink	318	1
+	**3752**	Very Light Antique Blue	305	1
=	**646**	Dark Beaver Gray	293	1
Z	**931**	Medium Antique Blue	272	1
A	**760**	Salmon	254	1
V	**738**	Very Light Tan	234	1
T	**469**	Avocado Green	229	1
N	**471**	Very Light Avocado Green	227	1
S	**B5200**	Snow White	201	1
K	**648**	Light Beaver Gray	187	1

Skeins are estimates, with the two extra rows: the thread a stitch takes on the front and back of 18 mesh canvas, plus 30 percent, rounded up for each color.

Thread colors are approximate screen matches to DMC numbers. Check against real thread before you buy.

For your own stitching, gifts and handmade pieces you sell. Do not resell or share this PDF or copies of it.

Old oaken bucket and well

Needlepoint pattern

Columns 1 to 49, rows 1 to 90. Start at the red outline

This page is the dark part of the chart



Key

- DMC 310 Black
- DMC 934 Black Avocado Green
- DMC 436 Tan
- DMC 844 Ultra Dark Beaver Gray
- DMC 434 Light Brown
- DMC 938 Ultra Dark Coffee Brown
- DMC 801 Dark Coffee Brown
- DMC 3721 Dark Shell Pink
- DMC 225 Ultra Very Light Shell Pink
- DMC 3752 Very Light Antique Blue
- DMC 646 Dark Beaver Gray
- DMC 931 Medium Antique Blue
- DMC 760 Salmon
- DMC 738 Very Light Tan
- DMC 469 Avocado Green
- DMC 471 Very Light Avocado Green
- DMC B5200 Snow White
- DMC 648 Light Beaver Gray

Old oaken bucket and well

Needlepoint pattern

Columns 50 to 90, rows 1 to 90. Gray squares: charted already, do not stitch again

This page is the dark part of the chart



Key

- **DMC 310** Black
- **DMC 934** Black Avocado Green
- **DMC 436** Tan
- **DMC 844** Ultra Dark Beaver Gray
- **DMC 434** Light Brown
- **DMC 938** Ultra Dark Coffee Brown
- **DMC 801** Dark Coffee Brown
- **DMC 3721** Dark Shell Pink
- **DMC 225** Ultra Very Light Shell Pink
- **DMC 3752** Very Light Antique Blue
- **DMC 646** Dark Beaver Gray
- **DMC 931** Medium Antique Blue
- **DMC 760** Salmon
- **DMC 738** Very Light Tan
- **DMC 469** Avocado Green
- **DMC 471** Very Light Avocado Green
- **DMC B5200** Snow White
- **DMC 648** Light Beaver Gray