# Little Women classic open book

Needlepoint pattern | 140 x 140 stitches | 14 x 14 in (35.6 x 35.6 cm) on 10 mesh | 24 colors



## How to stitch it




1. Each square is one tent stitch, up at 1, down at 2. Lines in continental, right to left, the canvas upside down for the next row; wide areas in basketweave.
2. Cut 18 in of thread. Start and end it without a knot left behind.
3. Mark the middle of the canvas. It is the outlined square on page 2, column 70, row 70 (DMC 3753): start there. Count threads, not holes.
4. Go on from it: picture first, background last. Gray squares are on two pages: stitch them once.
5. Last, two more rows all round in DMC 815: the seam hides them.

First time? How to needlepoint: flossfield.com/needlepoint/guides/how-to-start/
How to read a chart: flossfield.com/needlepoint/guides/how-to-read-a-chart/

## What you need

**Canvas:** blank mono canvas, 10 mesh (10 threads to the inch), cut 18.5 in square (47 cm).

**Needle:** blunt tapestry, size 18. Also masking tape for the cut edges, and small scissors.

**Thread:** pearl cotton size 3, 24 colors, about 44 skeins in all (an estimate). Stitch with 2 lengths together.

**Make it a pillow:** backing fabric, an insert the size of the stitching or an inch larger, and cord or piping for the edge. How to finish a pillow.

## Thread list, DMC

| | | | stitches | skeins |
|---|---|---|---|---|
| ● | **815** | Medium Garnet | 3,384 | 7 |
| ■ | **3865** | Winter White | 2,353 | 4 |
| ▲ | **336** | Navy Blue | 1,725 | 3 |
| ◆ | **739** | Ultra Very Light Tan | 1,266 | 2 |
| ▼ | **783** | Medium Topaz | 1,212 | 2 |
| ★ | **437** | Light Tan | 1,042 | 2 |
| ❖ | **321** | Red | 925 | 2 |
| X | **500** | Very Dark Blue Green | 888 | 2 |
| H | **3753** | Ultra Very Light Antique Blue | 793 | 2 |
| + | **3371** | Black Brown | 772 | 2 |
| = | **3838** | Dark Lavender Blue | 768 | 2 |
| Z | **801** | Dark Coffee Brown | 755 | 2 |
| A | **3839** | Medium Lavender Blue | 658 | 1 |
| V | **434** | Light Brown | 578 | 1 |
| T | **3840** | Light Lavender Blue | 488 | 1 |
| N | **501** | Dark Blue Green | 425 | 1 |
| S | **498** | Dark Red | 303 | 1 |
| K | **778** | Very Light Antique Mauve | 280 | 1 |
| E | **3752** | Very Light Antique Blue | 220 | 1 |
| C | **315** | Medium Dark Antique Mauve | 214 | 1 |
| P | **725** | Medium Light Topaz | 199 | 1 |
| U | **502** | Blue Green | 199 | 1 |
| L | **3726** | Dark Antique Mauve | 99 | 1 |
| 2 | **945** | Tawny | 54 | 1 |

Skeins are estimates, with the two extra rows: the thread a stitch takes on the front and back of 10 mesh canvas, plus 30 percent, rounded up for each color.

Thread colors are approximate screen matches to DMC numbers. Check against real thread before you buy.

For your own stitching, gifts and handmade pieces you sell. Do not resell or share this PDF or copies of it.

# Little Women classic open book Needlepoint pattern

Columns 1 to 74, rows 1 to 74. Start at the red outline

This page is the dark part of the chart




## Key

- DMC 815 Medium Garnet
- DMC 3865 Winter White
- DMC 336 Navy Blue
- DMC 739 Ultra Very Light Tan
- DMC 783 Medium Topaz
- DMC 321 Red
- DMC 500 Very Dark Blue Green
- DMC 3753 Ultra Very Light Antique Blue
- DMC 3371 Black Brown
- DMC 3838 Dark Lavender Blue
- DMC 801 Dark Coffee Brown
- DMC 3839 Medium Lavender Blue
- DMC 434 Light Brown
- DMC 3840 Light Lavender Blue
- DMC 501 Dark Blue Green
- DMC 498 Dark Red
- DMC 778 Very Light Antique Mauve
- DMC 725 Medium Light Topaz
- DMC 502 Blue Green
- DMC 945 Tawny

# Little Women classic open book Needlepoint pattern

Columns 75 to 140, rows 1 to 74. Gray squares: charted already, do not stitch again

This page is the dark part of the chart




## Key

- ● **DMC 815** Medium Garnet
- ■ **DMC 3865** Winter White
- ▲ **DMC 336** Navy Blue
- ◆ **DMC 739** Ultra Very Light Tan
- ▼ **DMC 783** Medium Topaz
- ★ **DMC 437** Light Tan
- ❖ **DMC 321** Red
- X **DMC 500** Very Dark Blue Green
- H **DMC 3753** Ultra Very Light Antique Blue
- \+ **DMC 3371** Black Brown
- = **DMC 3838** Dark Lavender Blue
- Z **DMC 801** Dark Coffee Brown
- A **DMC 3839** Medium Lavender Blue
- V **DMC 434** Light Brown
- T **DMC 3840** Light Lavender Blue
- N **DMC 501** Dark Blue Green
- K **DMC 778** Very Light Antique Mauve
- E **DMC 3752** Very Light Antique Blue
- P **DMC 725** Medium Light Topaz

# Little Women classic open book Needlepoint pattern

Columns 1 to 74, rows 75 to 140. Gray squares: charted already, do not stitch again

This page is the dark part of the chart




## Key

- ● **DMC 815** Medium Garnet
- ■ **DMC 3865** Winter White
- ▲ **DMC 336** Navy Blue
- ◆ **DMC 739** Ultra Very Light Tan
- ▼ **DMC 783** Medium Topaz
- ★ **DMC 437** Light Tan
- ❖ **DMC 321** Red
- X **DMC 500** Very Dark Blue Green
- H **DMC 3753** Ultra Very Light Antique Blue
- \+ **DMC 3371** Black Brown
- = **DMC 3838** Dark Lavender Blue
- Z **DMC 801** Dark Coffee Brown
- V **DMC 434** Light Brown
- T **DMC 3840** Light Lavender Blue
- N **DMC 501** Dark Blue Green
- S **DMC 498** Dark Red
- E **DMC 3752** Very Light Antique Blue
- U **DMC 502** Blue Green
- 2 **DMC 945** Tawny

# Little Women classic open book Needlepoint pattern

Columns 75 to 140, rows 75 to 140. Gray squares: charted already, do not stitch again

This page is the dark part of the chart




## Key

- **DMC 815** Medium Garnet
- **DMC 3865** Winter White
- **DMC 336** Navy Blue
- **DMC 739** Ultra Very Light Tan
- **DMC 783** Medium Topaz
- **DMC 437** Light Tan
- **DMC 321** Red
- **DMC 3753** Ultra Very Light Antique Blue
- **DMC 3371** Black Brown
- **DMC 3838** Dark Lavender Blue
- **DMC 801** Dark Coffee Brown
- **DMC 434** Light Brown
- **DMC 3840** Light Lavender Blue
- **DMC 498** Dark Red
- **DMC 778** Very Light Antique Mauve
- **DMC 3752** Very Light Antique Blue
- **DMC 315** Medium Dark Antique Mauve
- **DMC 725** Medium Light Topaz
- **DMC 3726** Dark Antique Mauve
- **DMC 945** Tawny