Classic orange blossom

Needlepoint pattern | 140 x 140 stitches | 14 x 14 in (35.6 x 35.6 cm) on 10 mesh | 24 colors



How to stitch it



1. Each square is one tent stitch, up at 1, down at 2. Lines in continental, right to left, the canvas upside down for the next row; wide areas in basketweave.
2. Cut 18 in of thread. Start and end it without a knot left behind.
3. Mark the middle of the canvas. It is the outlined square on page 2, column 70, row 70 (DMC 3347): start there. Count threads, not holes.
4. Go on from it: picture first, background last. Gray squares are on two pages: stitch them once.
5. Last, two more rows all round in DMC 939: the seam hides them.

First time? How to needlepoint: flossfield.com/needlepoint/guides/how-to-start/
How to read a chart: flossfield.com/needlepoint/guides/how-to-read-a-chart/

What you need

Canvas: blank mono canvas, 10 mesh (10 threads to the inch), cut 18.5 in square (47 cm).

Needle: blunt tapestry, size 18. Also masking tape for the cut edges, and small scissors.

Thread: pearl cotton size 3, 24 colors, about 45 skeins in all (an estimate). Stitch with 2 lengths together.

Make it a pillow: backing fabric, an insert the size of the stitching or an inch larger, and cord or piping for the edge. How to finish a pillow.

Thread list, DMC

			stitches	skeins
●	939	Very Dark Navy Blue	10,093	17
■	762	Very Light Pearl Gray	1,250	2
▲	BLANC	White	1,181	2
◆	159	Light Gray Blue	946	2
▼	3346	Hunter Green	846	2
★	3347	Medium Yellow Green	841	2
❖	160	Medium Gray Blue	621	1
X	890	Ultra Dark Pistachio Green	474	1
H	471	Very Light Avocado Green	430	1
+	435	Very Light Brown	287	1
=	919	Red Copper	282	1
Z	741	Medium Tangerine	274	1
A	971	Pumpkin	268	1
V	433	Medium Brown	267	1
T	946	Medium Burnt Orange	240	1
N	725	Medium Light Topaz	227	1
S	3348	Light Yellow Green	197	1
K	742	Light Tangerine	197	1
E	900	Dark Burnt Orange	195	1
C	437	Light Tan	178	1
P	783	Medium Topaz	131	1
U	898	Very Dark Coffee Brown	92	1
L	161	Gray Blue	64	1
2	727	Very Light Topaz	19	1

Skeins are estimates, with the two extra rows: the thread a stitch takes on the front and back of 10 mesh canvas, plus 30 percent, rounded up for each color.

Thread colors are approximate screen matches to DMC numbers. Check against real thread before you buy.

For your own stitching, gifts and handmade pieces you sell. Do not resell or share this PDF or copies of it.

Classic orange blossom Needlepoint pattern

Columns 1 to 74, rows 1 to 74. Start at the red outline

This page is the dark part of the chart



Key

- DMC 939 Very Dark Navy Blue
- DMC 762 Very Light Pearl Gray
- DMC BLANC White
- DMC 159 Light Gray Blue
- DMC 3346 Hunter Green
- DMC 3347 Medium Yellow Green
- DMC 160 Medium Gray Blue
- DMC 890 Ultra Dark Pistachio Green
- DMC 471 Very Light Avocado Green
- DMC 725 Medium Light Topaz
- DMC 3348 Light Yellow Green
- DMC 783 Medium Topaz
- DMC 161 Gray Blue

Classic orange blossom Needlepoint pattern

Columns 75 to 140, rows 1 to 74. Gray squares: charted already, do not stitch again

This page is the dark part of the chart



Key

- ● **DMC 939** Very Dark Navy Blue
- ■ **DMC 762** Very Light Pearl Gray
- ▲ **DMC BLANC** White
- ◆ **DMC 159** Light Gray Blue
- ▼ **DMC 3346** Hunter Green
- ★ **DMC 3347** Medium Yellow Green
- ❖ **DMC 160** Medium Gray Blue
- X **DMC 890** Ultra Dark Pistachio Green
- H **DMC 471** Very Light Avocado Green
- \+ **DMC 435** Very Light Brown
- V **DMC 433** Medium Brown
- N **DMC 725** Medium Light Topaz
- S **DMC 3348** Light Yellow Green
- C **DMC 437** Light Tan
- P **DMC 783** Medium Topaz
- L **DMC 161** Gray Blue

Classic orange blossom Needlepoint pattern

Columns 1 to 74, rows 75 to 140. Gray squares: charted already, do not stitch again

This page is the dark part of the chart



Key

- ● **DMC 939** Very Dark Navy Blue
- ■ **DMC 762** Very Light Pearl Gray
- ▲ **DMC BLANC** White
- ◆ **DMC 159** Light Gray Blue
- ▼ **DMC 3346** Hunter Green
- ★ **DMC 3347** Medium Yellow Green
- ❖ **DMC 160** Medium Gray Blue
- X **DMC 890** Ultra Dark Pistachio Green
- H **DMC 471** Very Light Avocado Green
- \+ **DMC 435** Very Light Brown
- V **DMC 433** Medium Brown
- N **DMC 725** Medium Light Topaz
- S **DMC 3348** Light Yellow Green
- C **DMC 437** Light Tan
- P **DMC 783** Medium Topaz
- U **DMC 898** Very Dark Coffee Brown
- L **DMC 161** Gray Blue

Classic orange blossom

Needlepoint pattern

Columns 75 to 140, rows 75 to 140. Gray squares: charted already, do not stitch again

This page is the dark part of the chart



Key

- ● **DMC 939** Very Dark Navy Blue
- ▼ **DMC 3346** Hunter Green
- ★ **DMC 3347** Medium Yellow Green
- X **DMC 890** Ultra Dark Pistachio Green
- H **DMC 471** Very Light Avocado Green
- \+ **DMC 435** Very Light Brown
- = **DMC 919** Red Copper
- Z **DMC 741** Medium Tangerine
- A **DMC 971** Pumpkin
- V **DMC 433** Medium Brown
- T **DMC 946** Medium Burnt Orange
- S **DMC 3348** Light Yellow Green
- K **DMC 742** Light Tangerine
- E **DMC 900** Dark Burnt Orange
- C **DMC 437** Light Tan
- U **DMC 898** Very Dark Coffee Brown
- 2 **DMC 727** Very Light Topaz