Classic orchid in a pot

Needlepoint pattern | 90 x 126 stitches | 5 x 7 in (12.7 x 17.8 cm) on 18 mesh | 19 colors



How to stitch it



1. Each square is one tent stitch, up at 1, down at 2. Lines in continental, right to left, the canvas upside down for the next row; wide areas in basketweave.
2. Cut 18 in of thread. Start and end it without a knot left behind.
3. Mark the middle of the canvas. It is the outlined square on page 2, column 45, row 63 (DMC 470): start there. Count threads, not holes.
4. Go on from it: picture first, background last. Gray squares are on two pages: stitch them once.
5. When it is done, block it square.

First time? How to needlepoint: flossfield.com/needlepoint/guides/how-to-start/
How to read a chart: flossfield.com/needlepoint/guides/how-to-read-a-chart/

What you need

Canvas: blank mono canvas, 18 mesh (18 threads to the inch), cut 9 in wide x 11 in high (22.9 x 27.9 cm).

Needle: blunt tapestry, size 22. Also masking tape for the cut edges, and small scissors.

Thread: six-strand floss, 19 colors, about 22 skeins in all (an estimate). Stitch with 4 strands (5 or 6 if canvas shows).

Frame it: acid-free board and a frame.
How to frame needlepoint.

Thread list, DMC

			stitches	skeins
●	3371	Black Brown	3,183	3
■	644	Medium Beige Gray	1,986	2
▲	642	Dark Beige Gray	1,199	1
◆	3790	Ultra Dark Beige Gray	1,060	1
▼	3607	Light Plum	743	1
★	470	Light Avocado Green	562	1
❖	917	Medium Plum	494	1
X	3608	Very Light Plum	453	1
H	472	Ultra Light Avocado Green	375	1
+	915	Dark Plum	214	1
=	3778	Light Terra Cotta	207	1
Z	3609	Ultra Light Plum	161	1
A	3830	Terra Cotta	147	1
V	918	Dark Red Copper	132	1
T	3345	Dark Hunter Green	130	1
N	934	Black Avocado Green	109	1
S	758	Very Light Terra Cotta	93	1
K	822	Light Beige Gray	57	1
E	3820	Dark Straw	35	1

Skeins are estimates: the thread a stitch takes on the front and back of 18 mesh canvas, plus 30 percent, rounded up for each color.
Thread colors are approximate screen matches to DMC numbers. Check against real thread before you buy.
For your own stitching, gifts and handmade pieces you sell. Do not resell or share this PDF or copies of it.

Classic orchid in a pot

Needlepoint pattern

Columns 1 to 90, rows 1 to 67. Start at the red outline

This page is the dark part of the chart



Key

- **DMC 3371** Black Brown
- **DMC 644** Medium Beige Gray
- **DMC 642** Dark Beige Gray
- **DMC 3790** Ultra Dark Beige Gray
- **DMC 3607** Light Plum
- **DMC 470** Light Avocado Green
- **DMC 917** Medium Plum
- **DMC 3608** Very Light Plum
- **DMC 472** Ultra Light Avocado Green
- **DMC 915** Dark Plum
- **DMC 3609** Ultra Light Plum
- **DMC 822** Light Beige Gray
- **DMC 3820** Dark Straw

Classic orchid in a pot Needlepoint pattern

Columns 1 to 90, rows 68 to 126. Gray squares: charted already, do not stitch again

This page is the dark part of the chart



Key

- **DMC 3371** Black Brown
- **DMC 644** Medium Beige Gray
- **DMC 642** Dark Beige Gray
- **DMC 3790** Ultra Dark Beige Gray
- **DMC 3607** Light Plum
- **DMC 470** Light Avocado Green
- **DMC 917** Medium Plum
- **DMC 3608** Very Light Plum
- **DMC 472** Ultra Light Avocado Green
- **DMC 915** Dark Plum
- **DMC 3778** Light Terra Cotta
- **DMC 3609** Ultra Light Plum
- **DMC 3830** Terra Cotta
- **DMC 918** Dark Red Copper
- **DMC 3345** Dark Hunter Green
- **DMC 934** Black Avocado Green
- **DMC 758** Very Light Terra Cotta
- **DMC 822** Light Beige Gray
- **DMC 3820** Dark Straw