Classic orchid

Needlepoint pattern | 72 x 72 stitches | 4 x 4 in (10.2 x 10.2 cm) on 18 mesh | 14 colors



How to stitch it



1. Each square is one tent stitch, up at 1, down at 2. Lines in continental, right to left, the canvas upside down for the next row; wide areas in basketweave.
2. Cut 18 in of thread. Start and end it without a knot left behind.
3. Mark the middle of the canvas. It is the outlined square, column 36, row 36 (DMC 823): start there. Count threads, not holes.
4. Go on from it: picture first, background last. End the thread before crossing another color.
5. Last, two more rows all round, each stitch in the color it lies beside: the board's edge hides them.

First time? How to needlepoint: flossfield.com/needlepoint/guides/how-to-start/
How to read a chart: flossfield.com/needlepoint/guides/how-to-read-a-chart/

What you need

Canvas: blank mono canvas, 18 mesh (18 threads to the inch), cut 8.5 in square (21.6 cm).

Needle: blunt tapestry, size 22. Also masking tape for the cut edges, and small scissors.

Thread: six-strand floss, 14 colors, about 16 skeins in all (an estimate). Stitch with 4 strands (5 or 6 if canvas shows).

Make it an ornament: board, thin batting, backing fabric and twisted cord.
How to finish an ornament.

Thread list, DMC

			stitches	skeins
●	**823**	Dark Navy Blue	2,874	3
A	**433**	Medium Brown	506	1
▼	**702**	Kelly Green	454	1
◆	**818**	Baby Pink	277	1
■	**3326**	Light Rose	214	1
X	**700**	Bright Green	192	1
Z	**435**	Very Light Brown	184	1
▲	**335**	Rose	153	1
=	**738**	Very Light Tan	136	1
V	**898**	Very Dark Coffee Brown	59	1
H	**890**	Ultra Dark Pistachio Green	49	1
+	**ECRU**	Ecru	44	1
❖	**917**	Medium Plum	30	1
★	**726**	Light Topaz	12	1

Skeins are estimates, with the two extra rows: the thread a stitch takes on the front and back of 18 mesh canvas, plus 30 percent, rounded up for each color.

Thread colors are approximate screen matches to DMC numbers. Check against real thread before you buy.

For your own stitching, gifts and handmade pieces you sell. Do not resell or share this PDF or copies of it.

Classic orchid Needlepoint pattern

Chart: 72 x 72 stitches. Start at the red outline



Key

- ● **DMC 823** Dark Navy Blue
- A **DMC 433** Medium Brown
- ▼ **DMC 702** Kelly Green
- ◆ **DMC 818** Baby Pink
- ■ **DMC 3326** Light Rose
- X **DMC 700** Bright Green
- Z **DMC 435** Very Light Brown
- ▲ **DMC 335** Rose
- = **DMC 738** Very Light Tan
- V **DMC 898** Very Dark Coffee Brown
- H **DMC 890** Ultra Dark Pistachio Green
- + **DMC ECRU** Ecru
- ❖ **DMC 917** Medium Plum
- ★ **DMC 726** Light Topaz