Classic pagoda above a misty lake

Needlepoint pattern | 90 x 126 stitches | 5 x 7 in (12.7 x 17.8 cm) on 18 mesh | 20 colors



How to stitch it



1. Each square is one tent stitch, up at 1, down at 2. Lines in continental, right to left, the canvas upside down for the next row; wide areas in basketweave.
2. Cut 18 in of thread. Start and end it without a knot left behind.
3. Mark the middle of the canvas. It is the outlined square on page 2, column 45, row 63 (DMC 501): start there. Count threads, not holes.
4. Go on from it: picture first, background last. Gray squares are on two pages: stitch them once.
5. When it is done, block it square.

First time? How to needlepoint: flossfield.com/needlepoint/guides/how-to-start/
How to read a chart: flossfield.com/needlepoint/guides/how-to-read-a-chart/

What you need

Canvas: blank mono canvas, 18 mesh (18 threads to the inch), cut 9 in wide x 11 in high (22.9 x 27.9 cm).

Needle: blunt tapestry, size 22. Also masking tape for the cut edges, and small scissors.

Thread: six-strand floss, 20 colors, about 22 skeins in all (an estimate). Stitch with 4 strands (5 or 6 if canvas shows).

Frame it: acid-free board and a frame.
How to frame needlepoint.

Thread list, DMC

			stitches	skeins
●	932	Light Antique Blue	2,273	2
■	931	Medium Antique Blue	2,175	2
▲	154	Very Dark Grape	933	1
◆	3743	Very Light Antique Violet	772	1
▼	3041	Medium Antique Violet	694	1
★	948	Very Light Peach	648	1
❖	754	Light Peach	587	1
X	3740	Dark Antique Violet	556	1
H	3752	Very Light Antique Blue	546	1
+	3042	Light Antique Violet	394	1
=	501	Dark Blue Green	271	1
Z	500	Very Dark Blue Green	234	1
A	3823	Ultra Pale Yellow	233	1
V	503	Medium Blue Green	233	1
T	3722	Medium Shell Pink	216	1
N	758	Very Light Terra Cotta	205	1
S	504	Very Light Blue Green	127	1
K	745	Light Pale Yellow	86	1
E	502	Blue Green	79	1
C	3750	Very Dark Antique Blue	78	1

Skeins are estimates: the thread a stitch takes on the front and back of 18 mesh canvas, plus 30 percent, rounded up for each color.
Thread colors are approximate screen matches to DMC numbers. Check against real thread before you buy.
For your own stitching, gifts and handmade pieces you sell. Do not resell or share this PDF or copies of it.

Classic pagoda above a misty lake

Needlepoint pattern

Columns 1 to 90, rows 1 to 67. Start at the red outline

This page is the dark part of the chart



Key

- **DMC 932** Light Antique Blue
- **DMC 931** Medium Antique Blue
- **DMC 154** Very Dark Grape
- **DMC 3743** Very Light Antique Violet
- **DMC 3041** Medium Antique Violet
- **DMC 948** Very Light Peach
- **DMC 754** Light Peach
- **DMC 3740** Dark Antique Violet
- **DMC 3752** Very Light Antique Blue
- **DMC 501** Dark Blue Green
- **DMC 500** Very Dark Blue Green
- **DMC 3823** Ultra Pale Yellow
- **DMC 503** Medium Blue Green
- **DMC 3722** Medium Shell Pink
- **DMC 758** Very Light Terra Cotta
- **DMC 504** Very Light Blue Green
- **DMC 745** Light Pale Yellow
- **DMC 502** Blue Green

Classic pagoda above a misty lake

Needlepoint pattern

Columns 1 to 90, rows 68 to 126. Gray squares: charted already, do not stitch again

This page is the dark part of the chart



Key

- ● **DMC 932** Light Antique Blue
- ■ **DMC 931** Medium Antique Blue
- ▲ **DMC 154** Very Dark Grape
- ◆ **DMC 3743** Very Light Antique Violet
- ▼ **DMC 3041** Medium Antique Violet
- ★ **DMC 948** Very Light Peach
- ❖ **DMC 754** Light Peach
- X **DMC 3740** Dark Antique Violet
- H **DMC 3752** Very Light Antique Blue
- \+ **DMC 3042** Light Antique Violet
- = **DMC 501** Dark Blue Green
- Z **DMC 500** Very Dark Blue Green
- A **DMC 3823** Ultra Pale Yellow
- V **DMC 503** Medium Blue Green
- T **DMC 3722** Medium Shell Pink
- N **DMC 758** Very Light Terra Cotta
- K **DMC 745** Light Pale Yellow
- E **DMC 502** Blue Green
- C **DMC 3750** Very Dark Antique Blue