Paper lanterns in a garden clutch

Needlepoint pattern | 126 x 72 stitches | 7 x 4 in (17.8 x 10.2 cm) on 18 mesh | 18 colors

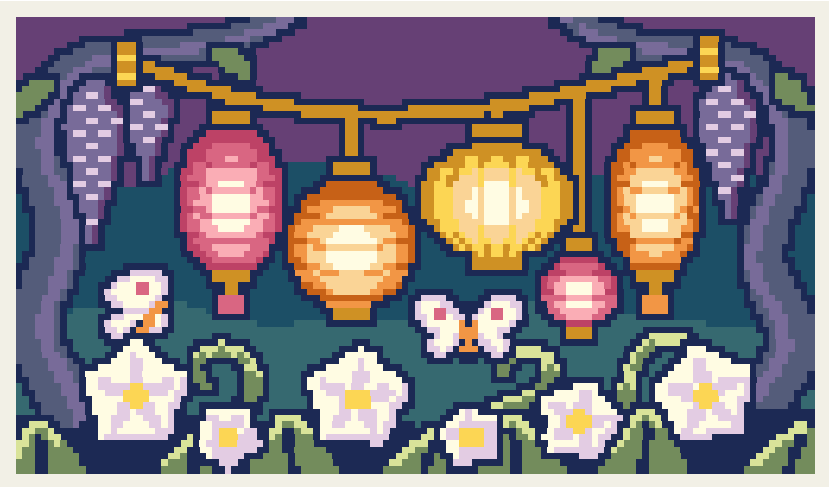

How to stitch it



1. Each square is one tent stitch, up at 1, down at 2. Lines in continental, right to left, the canvas upside down for the next row; wide areas in basketweave.
2. Cut 18 in of thread. Start and end it without a knot left behind.
3. Mark the middle of the canvas. It is the outlined square on page 2, column 63, row 36 (DMC 921): start there. Count threads, not holes.
4. Go on from it: picture first, background last. Gray squares are on two pages: stitch them once.
5. When it is done, block it square.

First time? How to needlepoint: flossfield.com/needlepoint/guides/how-to-start/
How to read a chart: flossfield.com/needlepoint/guides/how-to-read-a-chart/

What you need

Canvas: blank mono canvas, 18 mesh (18 threads to the inch), cut 11 in wide x 8 in high (27.9 x 20.3 cm).

Needle: blunt tapestry, size 22. Also masking tape for the cut edges, and small scissors.

Thread: six-strand floss, 18 colors, about 19 skeins in all (an estimate). Stitch with 4 strands (5 or 6 if canvas shows).

Make it a clutch: a clutch or wallet with an opening this size, or a lining and a closure to sew it up. Measure the opening before you stitch. If the piece is small for it, stitch two extra rows all round, carrying the colors of the edge on. How to finish a purse or clutch.

Thread list, DMC

			stitches	skeins
●	**939**	Very Dark Navy Blue	2,214	2
■	**29**	Eggplant	1,215	1
▲	**311**	Medium Navy Blue	648	1
◆	**3823**	Ultra Pale Yellow	592	1
▼	**3808**	Ultra Very Dark Turquoise	581	1
★	**792**	Dark Cornflower Blue	570	1
❖	**3746**	Dark Blue Violet	542	1
X	**211**	Light Lavender	485	1
H	**783**	Medium Topaz	482	1
+	**988**	Medium Forest Green	391	1
=	**3855**	Light Autumn Gold	249	1
Z	**3853**	Dark Autumn Gold	216	1
A	**726**	Light Topaz	185	1
V	**921**	Copper	174	1
T	**3731**	Very Dark Dusty Rose	161	1
N	**472**	Ultra Light Avocado Green	141	1
S	**3350**	Ultra Dark Dusty Rose	115	1
K	**3326**	Light Rose	111	1

Skeins are estimates: the thread a stitch takes on the front and back of 18 mesh canvas, plus 30 percent, rounded up for each color.
Thread colors are approximate screen matches to DMC numbers. Check against real thread before you buy.
For your own stitching, gifts and handmade pieces you sell. Do not resell or share this PDF or copies of it.

Paper lanterns in a garden clutch Needlepoint pattern

Columns 1 to 67, rows 1 to 72. Start at the red outline

This page is the dark part of the chart



Key

- **DMC 939** Very Dark Navy Blue
- **DMC 29** Eggplant
- **DMC 311** Medium Navy Blue
- **DMC 3823** Ultra Pale Yellow
- **DMC 3808** Ultra Very Dark Turquoise
- **DMC 792** Dark Cornflower Blue
- **DMC 3746** Dark Blue Violet
- **DMC 211** Light Lavender
- **DMC 783** Medium Topaz
- **DMC 988** Medium Forest Green
- **DMC 3855** Light Autumn Gold
- **DMC 3853** Dark Autumn Gold
- **DMC 726** Light Topaz
- **DMC 921** Copper
- **DMC 3731** Very Dark Dusty Rose
- **DMC 472** Ultra Light Avocado Green
- **DMC 3350** Ultra Dark Dusty Rose
- **DMC 3326** Light Rose

Paper lanterns in a garden clutch Needlepoint pattern

Columns 68 to 126, rows 1 to 72. Gray squares: charted already, do not stitch again

This page is the dark part of the chart



Key

- ● **DMC 939** Very Dark Navy Blue
- ■ **DMC 29** Eggplant
- ▲ **DMC 311** Medium Navy Blue
- ◆ **DMC 3823** Ultra Pale Yellow
- ▼ **DMC 3808** Ultra Very Dark Turquoise
- ★ **DMC 792** Dark Cornflower Blue
- ❖ **DMC 3746** Dark Blue Violet
- X **DMC 211** Light Lavender
- H **DMC 783** Medium Topaz
- \+ **DMC 988** Medium Forest Green
- = **DMC 3855** Light Autumn Gold
- Z **DMC 3853** Dark Autumn Gold
- A **DMC 726** Light Topaz
- V **DMC 921** Copper
- T **DMC 3731** Very Dark Dusty Rose
- N **DMC 472** Ultra Light Avocado Green
- S **DMC 3350** Ultra Dark Dusty Rose
- K **DMC 3326** Light Rose