Classic string of pearls

Needlepoint pattern | 90 x 90 stitches | 5 x 5 in (12.7 x 12.7 cm) on 18 mesh | 18 colors



How to stitch it



1. Each square is one tent stitch, up at 1, down at 2. Lines in continental, right to left, the canvas upside down for the next row; wide areas in basketweave.
2. Cut 18 in of thread. Start and end it without a knot left behind.
3. Mark the middle of the canvas. It is the outlined square on page 2, column 45, row 45 (DMC 3721): start there. Count threads, not holes.
4. Go on from it: picture first, background last. Gray squares are on two pages: stitch them once.
5. Last, two more rows all round in DMC 934: the opening's edge hides them.

First time? How to needlepoint: flossfield.com/needlepoint/guides/how-to-start/
How to read a chart: flossfield.com/needlepoint/guides/how-to-read-a-chart/

What you need

Canvas: blank mono canvas, 18 mesh (18 threads to the inch), cut 9.5 in square (24.1 cm).

Needle: blunt tapestry, size 22. Also masking tape for the cut edges, and small scissors.

Thread: six-strand floss, 18 colors, about 21 skeins in all (an estimate). Stitch with 4 strands (5 or 6 if canvas shows).

Fit it into a lid: the box or tray, acid-free board and backing. Measure the opening first.
How to fit it into a lid.

Thread list, DMC

			stitches	skeins
●	**934**	Black Avocado Green	3,415	4
■	**ECRU**	Ecru	924	1
▲	**224**	Very Light Shell Pink	483	1
◆	**902**	Very Dark Garnet	443	1
▼	**890**	Ultra Dark Pistachio Green	381	1
★	**452**	Medium Shell Gray	378	1
❖	**223**	Light Shell Pink	372	1
X	**3721**	Dark Shell Pink	341	1
H	**225**	Ultra Very Light Shell Pink	310	1
+	**3722**	Medium Shell Pink	208	1
=	**BLANC**	White	199	1
Z	**3346**	Hunter Green	166	1
A	**3347**	Medium Yellow Green	141	1
V	**471**	Very Light Avocado Green	136	1
T	**319**	Very Dark Pistachio Green	79	1
N	**451**	Dark Shell Gray	78	1
S	**3822**	Light Straw	29	1
K	**782**	Dark Topaz	17	1

Skeins are estimates, with the two extra rows: the thread a stitch takes on the front and back of 18 mesh canvas, plus 30 percent, rounded up for each color.

Thread colors are approximate screen matches to DMC numbers. Check against real thread before you buy.

For your own stitching, gifts and handmade pieces you sell. Do not resell or share this PDF or copies of it.

Classic string of pearls

Needlepoint pattern

Columns 1 to 49, rows 1 to 90. Start at the red outline

This page is the dark part of the chart



Key

- **DMC 934** Black Avocado Green
- **DMC ECRU** Ecru
- **DMC 224** Very Light Shell Pink
- **DMC 902** Very Dark Garnet
- **DMC 890** Ultra Dark Pistachio Green
- **DMC 452** Medium Shell Gray
- **DMC 223** Light Shell Pink
- **DMC 3721** Dark Shell Pink
- **DMC 225** Ultra Very Light Shell Pink
- **DMC 3722** Medium Shell Pink
- **DMC BLANC** White
- **DMC 3346** Hunter Green
- **DMC 3347** Medium Yellow Green
- **DMC 471** Very Light Avocado Green
- **DMC 319** Very Dark Pistachio Green
- **DMC 451** Dark Shell Gray
- **DMC 3822** Light Straw
- **DMC 782** Dark Topaz

Classic string of pearls Needlepoint pattern

Columns 50 to 90, rows 1 to 90. Gray squares: charted already, do not stitch again

This page is the dark part of the chart



Key

- **DMC 934** Black Avocado Green
- **DMC ECRU** Ecru
- **DMC 224** Very Light Shell Pink
- **DMC 902** Very Dark Garnet
- **DMC 890** Ultra Dark Pistachio Green
- **DMC 452** Medium Shell Gray
- **DMC 223** Light Shell Pink
- **DMC 3721** Dark Shell Pink
- **DMC 225** Ultra Very Light Shell Pink
- **DMC 3722** Medium Shell Pink
- **DMC BLANC** White
- **DMC 3346** Hunter Green
- **DMC 3347** Medium Yellow Green
- **DMC 471** Very Light Avocado Green
- **DMC 319** Very Dark Pistachio Green
- **DMC 451** Dark Shell Gray
- **DMC 3822** Light Straw
- **DMC 782** Dark Topaz