Classic pencil with apple blossom

Needlepoint pattern | 72 x 72 stitches | 4 x 4 in (10.2 x 10.2 cm) on 18 mesh | 16 colors



How to stitch it



1. Each square is one tent stitch, up at 1, down at 2. Lines in continental, right to left, the canvas upside down for the next row; wide areas in basketweave.
2. Cut 18 in of thread. Start and end it without a knot left behind.
3. Mark the middle of the canvas. It is the outlined square, column 36, row 36 (DMC 725): start there. Count threads, not holes.
4. Go on from it: picture first, background last. End the thread before crossing another color.
5. Last, two more rows all round in DMC 312: the board's edge hides them.

First time? How to needlepoint: flossfield.com/needlepoint/guides/how-to-start/
How to read a chart: flossfield.com/needlepoint/guides/how-to-read-a-chart/

What you need

Canvas: blank mono canvas, 18 mesh (18 threads to the inch), cut 8.5 in square (21.6 cm).

Needle: blunt tapestry, size 22. Also masking tape for the cut edges, and small scissors.

Thread: six-strand floss, 16 colors, about 18 skeins in all (an estimate). Stitch with 4 strands (5 or 6 if canvas shows).

Make it an ornament: board, thin batting, backing fabric and twisted cord.
How to finish an ornament.

Thread list, DMC

			stitches	skeins
●	**312**	Very Dark Baby Blue	2,214	3
■	**3865**	Winter White	568	1
▲	**818**	Baby Pink	325	1
◆	**725**	Medium Light Topaz	276	1
▼	**3733**	Dusty Rose	269	1
★	**727**	Very Light Topaz	223	1
❖	**3347**	Medium Yellow Green	218	1
X	**3350**	Ultra Dark Dusty Rose	209	1
H	**782**	Dark Topaz	204	1
+	**3345**	Dark Hunter Green	170	1
=	**815**	Medium Garnet	123	1
Z	**3862**	Dark Mocha Beige	112	1
A	**3864**	Light Mocha Beige	103	1
V	**3348**	Light Yellow Green	77	1
T	**739**	Ultra Very Light Tan	62	1
N	**3371**	Black Brown	31	1

Skeins are estimates, with the two extra rows: the thread a stitch takes on the front and back of 18 mesh canvas, plus 30 percent, rounded up for each color.

Thread colors are approximate screen matches to DMC numbers. Check against real thread before you buy.

For your own stitching, gifts and handmade pieces you sell. Do not resell or share this PDF or copies of it.

Classic pencil with apple blossom

Needlepoint pattern

Chart: 72 x 72 stitches. Start at the red outline



Key

- **DMC 312** Very Dark Baby Blue
- **DMC 3865** Winter White
- **DMC 818** Baby Pink
- **DMC 725** Medium Light Topaz
- **DMC 3733** Dusty Rose
- **DMC 727** Very Light Topaz
- **DMC 3347** Medium Yellow Green
- **DMC 3350** Ultra Dark Dusty Rose
- **DMC 782** Dark Topaz
- **DMC 3345** Dark Hunter Green
- **DMC 815** Medium Garnet
- **DMC 3862** Dark Mocha Beige
- **DMC 3864** Light Mocha Beige
- **DMC 3348** Light Yellow Green
- **DMC 739** Ultra Very Light Tan
- **DMC 3371** Black Brown