Classic collar and tag with dog roses

Needlepoint pattern | 104 x 104 stitches | 8 x 8 in (20.3 x 20.3 cm) on 13 mesh | 18 colors



How to stitch it



1. Each square is one tent stitch, up at 1, down at 2. Lines in continental, right to left, the canvas upside down for the next row; wide areas in basketweave.
2. Cut 18 in of thread. Start and end it without a knot left behind.
3. Mark the middle of the canvas. It is the outlined square on page 2, column 52, row 52 (DMC 3716): start there. Count threads, not holes.
4. Go on from it: picture first, background last. Gray squares are on two pages: stitch them once.
5. Last, two more rows all round in DMC 898: the seam hides them.

First time? How to needlepoint: flossfield.com/needlepoint/guides/how-to-start/
How to read a chart: flossfield.com/needlepoint/guides/how-to-read-a-chart/

What you need

Canvas: blank mono canvas, 13 mesh (13 threads to the inch), cut 12.5 in square (31.8 cm).

Needle: blunt tapestry, size 20. Also masking tape for the cut edges, and small scissors.

Thread: six-strand floss, 18 colors, about 27 skeins in all (an estimate). Stitch with 7 strands (8 if canvas shows).

Make it a pillow: backing fabric, an insert the size of the stitching or an inch larger, and cord or piping for the edge. How to finish a pillow.

Thread list, DMC

			stitches	skeins
●	**939**	Very Dark Navy Blue	3,672	6
□	**898**	Very Dark Coffee Brown	1,478	4
▲	**400**	Dark Mahogany	1,372	2
◆	**3346**	Hunter Green	597	1
▼	**3716**	Very Light Rose	570	1
★	**3347**	Medium Yellow Green	468	1
❖	**676**	Light Old Gold	410	1
X	**301**	Medium Mahogany	374	1
H	**819**	Light Baby Pink	340	1
+	**729**	Medium Old Gold	289	1
=	**3733**	Dusty Rose	261	1
Z	**780**	Ultra Very Dark Topaz	226	1
A	**3348**	Light Yellow Green	195	1
V	**934**	Black Avocado Green	163	1
T	**3776**	Light Mahogany	149	1
N	**3350**	Ultra Dark Dusty Rose	128	1
S	**347**	Very Dark Salmon	92	1
K	**815**	Medium Garnet	32	1

Skeins are estimates, with the two extra rows: the thread a stitch takes on the front and back of 13 mesh canvas, plus 30 percent, rounded up for each color.

Thread colors are approximate screen matches to DMC numbers. Check against real thread before you buy.

For your own stitching, gifts and handmade pieces you sell. Do not resell or share this PDF or copies of it.

Classic collar and tag with dog roses

Needlepoint pattern

Columns 1 to 56, rows 1 to 104. Start at the red outline

This page is the dark part of the chart



Key

- **DMC 939** Very Dark Navy Blue
- **DMC 898** Very Dark Coffee Brown
- **DMC 400** Dark Mahogany
- **DMC 3346** Hunter Green
- **DMC 3716** Very Light Rose
- **DMC 3347** Medium Yellow Green
- **DMC 676** Light Old Gold
- **DMC 301** Medium Mahogany
- **DMC 819** Light Baby Pink
- **DMC 729** Medium Old Gold
- **DMC 3733** Dusty Rose
- **DMC 780** Ultra Very Dark Topaz
- **DMC 3348** Light Yellow Green
- **DMC 934** Black Avocado Green
- **DMC 3776** Light Mahogany
- **DMC 3350** Ultra Dark Dusty Rose
- **DMC 347** Very Dark Salmon
- **DMC 815** Medium Garnet

Classic collar and tag with dog roses Needlepoint pattern

Columns 57 to 104, rows 1 to 104. Gray squares: charted already, do not stitch again

This page is the dark part of the chart



Key

- **DMC 939** Very Dark Navy Blue
- **DMC 898** Very Dark Coffee Brown
- **DMC 400** Dark Mahogany
- **DMC 3346** Hunter Green
- **DMC 3716** Very Light Rose
- **DMC 3347** Medium Yellow Green
- **DMC 676** Light Old Gold
- **DMC 301** Medium Mahogany
- **DMC 819** Light Baby Pink
- **DMC 729** Medium Old Gold
- **DMC 3733** Dusty Rose
- **DMC 780** Ultra Very Dark Topaz
- **DMC 3348** Light Yellow Green
- **DMC 934** Black Avocado Green
- **DMC 3776** Light Mahogany
- **DMC 3350** Ultra Dark Dusty Rose