Classic piano

Needlepoint pattern | 90 x 90 stitches | 5 x 5 in (12.7 x 12.7 cm) on 18 mesh | 18 colors



How to stitch it



1. Each square is one tent stitch, up at 1, down at 2. Lines in continental, right to left, the canvas upside down for the next row; wide areas in basketweave.
2. Cut 18 in of thread. Start and end it without a knot left behind.
3. Mark the middle of the canvas. It is the outlined square on page 2, column 45, row 45 (DMC 3776): start there. Count threads, not holes.
4. Go on from it: picture first, background last. Gray squares are on two pages: stitch them once.
5. Last, two more rows all round in DMC 939: the opening's edge hides them.

First time? How to needlepoint: flossfield.com/needlepoint/guides/how-to-start/
How to read a chart: flossfield.com/needlepoint/guides/how-to-read-a-chart/

What you need

Canvas: blank mono canvas, 18 mesh (18 threads to the inch), cut 9.5 in square (24.1 cm).

Needle: blunt tapestry, size 22. Also masking tape for the cut edges, and small scissors.

Thread: six-strand floss, 18 colors, about 20 skeins in all (an estimate). Stitch with 4 strands (5 or 6 if canvas shows).

Fit it into a lid: the box or tray, acid-free board and backing. Measure the opening first.
How to fit it into a lid.

Thread list, DMC

			stitches	skeins
●	**939**	Very Dark Navy Blue	2,645	3
■	**3776**	Light Mahogany	948	1
▲	**815**	Medium Garnet	685	1
◆	**300**	Very Dark Mahogany	658	1
▼	**400**	Dark Mahogany	527	1
★	**712**	Cream	455	1
❖	**3820**	Dark Straw	448	1
X	**3371**	Black Brown	368	1
H	**437**	Light Tan	299	1
+	**154**	Very Dark Grape	269	1
=	**3833**	Light Raspberry	187	1
Z	**3822**	Light Straw	119	1
A	**963**	Ultra Very Light Dusty Rose	118	1
V	**3831**	Dark Raspberry	106	1
T	**3345**	Dark Hunter Green	77	1
N	**336**	Navy Blue	75	1
S	**312**	Very Dark Baby Blue	59	1
K	**3347**	Medium Yellow Green	57	1

Skeins are estimates, with the two extra rows: the thread a stitch takes on the front and back of 18 mesh canvas, plus 30 percent, rounded up for each color.

Thread colors are approximate screen matches to DMC numbers. Check against real thread before you buy.

For your own stitching, gifts and handmade pieces you sell. Do not resell or share this PDF or copies of it.

Classic piano

Needlepoint pattern

Columns 1 to 49, rows 1 to 90. Start at the red outline

This page is the dark part of the chart



Key

- ● **DMC 939** Very Dark Navy Blue
- ■ **DMC 3776** Light Mahogany
- ▲ **DMC 815** Medium Garnet
- ◆ **DMC 300** Very Dark Mahogany
- ▼ **DMC 400** Dark Mahogany
- ★ **DMC 712** Cream
- ❖ **DMC 3820** Dark Straw
- X **DMC 3371** Black Brown
- H **DMC 437** Light Tan
- \+ **DMC 154** Very Dark Grape
- = **DMC 3833** Light Raspberry
- Z **DMC 3822** Light Straw
- N **DMC 336** Navy Blue
- S **DMC 312** Very Dark Baby Blue

Classic piano

Needlepoint pattern

Columns 50 to 90, rows 1 to 90. Gray squares: charted already, do not stitch again

This page is the dark part of the chart

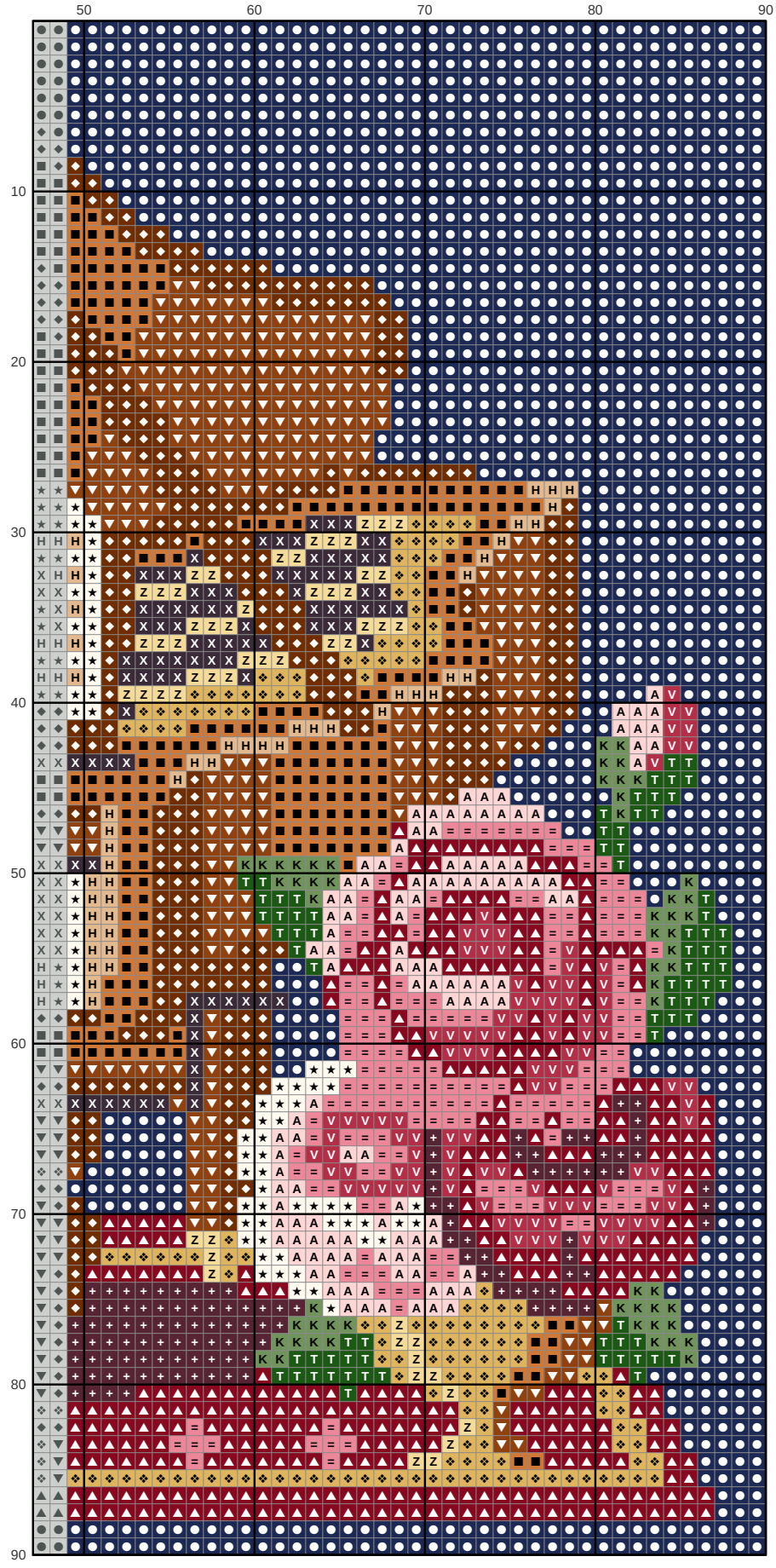

Key

- ● **DMC 939** Very Dark Navy Blue
- ■ **DMC 3776** Light Mahogany
- ▲ **DMC 815** Medium Garnet
- ◆ **DMC 300** Very Dark Mahogany
- ▼ **DMC 400** Dark Mahogany
- ★ **DMC 712** Cream
- ❖ **DMC 3820** Dark Straw
- X **DMC 3371** Black Brown
- H **DMC 437** Light Tan
- \+ **DMC 154** Very Dark Grape
- = **DMC 3833** Light Raspberry
- Z **DMC 3822** Light Straw
- A **DMC 963** Ultra Very Light Dusty Rose
- V **DMC 3831** Dark Raspberry
- T **DMC 3345** Dark Hunter Green
- K **DMC 3347** Medium Yellow Green