Classic pickle still life

Needlepoint pattern | 90 x 126 stitches | 5 x 7 in (12.7 x 17.8 cm) on 18 mesh | 20 colors



How to stitch it



1. Each square is one tent stitch, up at 1, down at 2. Lines in continental, right to left, the canvas upside down for the next row; wide areas in basketweave.
2. Cut 18 in of thread. Start and end it without a knot left behind.
3. Mark the middle of the canvas. It is the outlined square on page 2, column 45, row 63 (DMC 336): start there. Count threads, not holes.
4. Go on from it: picture first, background last. Gray squares are on two pages: stitch them once.
5. When it is done, block it square.

First time? How to needlepoint: flossfield.com/needlepoint/guides/how-to-start/
How to read a chart: flossfield.com/needlepoint/guides/how-to-read-a-chart/

What you need

Canvas: blank mono canvas, 18 mesh (18 threads to the inch), cut 9 in wide x 11 in high (22.9 x 27.9 cm).

Needle: blunt tapestry, size 22. Also masking tape for the cut edges, and small scissors.

Thread: six-strand floss, 20 colors, about 22 skeins in all (an estimate). Stitch with 4 strands (5 or 6 if canvas shows).

Frame it: acid-free board and a frame.
How to frame needlepoint.

Thread list, DMC

			stitches	skeins
●	938	Ultra Dark Coffee Brown	2,776	3
■	801	Dark Coffee Brown	1,031	1
▲	898	Very Dark Coffee Brown	899	1
◆	435	Very Light Brown	823	1
▼	3012	Medium Khaki Green	641	1
★	12	Tender Green	552	1
❖	644	Medium Beige Gray	541	1
X	318	Light Steel Gray	522	1
H	434	Light Brown	473	1
+	336	Navy Blue	440	1
=	730	Very Dark Olive Green	411	1
Z	469	Avocado Green	383	1
A	936	Very Dark Avocado Green	355	1
V	677	Very Light Old Gold	283	1
T	646	Dark Beaver Gray	256	1
N	645	Very Dark Beaver Gray	254	1
S	734	Light Olive Green	202	1
K	844	Ultra Dark Beaver Gray	187	1
E	322	Dark Baby Blue	158	1
C	934	Black Avocado Green	153	1

Skeins are estimates: the thread a stitch takes on the front and back of 18 mesh canvas, plus 30 percent, rounded up for each color.
Thread colors are approximate screen matches to DMC numbers. Check against real thread before you buy.
For your own stitching, gifts and handmade pieces you sell. Do not resell or share this PDF or copies of it.

Classic pickle still life

Needlepoint pattern

Columns 1 to 90, rows 1 to 67. Start at the red outline

This page is the dark part of the chart



Key

- **DMC 938** Ultra Dark Coffee Brown
- **DMC 801** Dark Coffee Brown
- **DMC 898** Very Dark Coffee Brown
- **DMC 3012** Medium Khaki Green
- **DMC 644** Medium Beige Gray
- **DMC 318** Light Steel Gray
- **DMC 336** Navy Blue
- **DMC 469** Avocado Green
- **DMC 677** Very Light Old Gold
- **DMC 646** Dark Beaver Gray
- **DMC 645** Very Dark Beaver Gray
- **DMC 734** Light Olive Green
- **DMC 844** Ultra Dark Beaver Gray
- **DMC 322** Dark Baby Blue

Classic pickle still life

Needlepoint pattern

Columns 1 to 90, rows 68 to 126. Gray squares: charted already, do not stitch again

This page is the dark part of the chart



Key

- **DMC 938** Ultra Dark Coffee Brown
- **DMC 801** Dark Coffee Brown
- **DMC 898** Very Dark Coffee Brown
- **DMC 435** Very Light Brown
- **DMC 3012** Medium Khaki Green
- **DMC 12** Tender Green
- **DMC 644** Medium Beige Gray
- **DMC 318** Light Steel Gray
- **DMC 434** Light Brown
- **DMC 336** Navy Blue
- **DMC 730** Very Dark Olive Green
- **DMC 936** Very Dark Avocado Green
- **DMC 677** Very Light Old Gold
- **DMC 646** Dark Beaver Gray
- **DMC 645** Very Dark Beaver Gray
- **DMC 734** Light Olive Green
- **DMC 844** Ultra Dark Beaver Gray
- **DMC 934** Black Avocado Green