Classic pigeon on a stone balustrade

Needlepoint pattern | 140 x 140 stitches | 14 x 14 in (35.6 x 35.6 cm) on 10 mesh | 24 colors



How to stitch it



1. Each square is one tent stitch, up at 1, down at 2. Lines in continental, right to left, the canvas upside down for the next row; wide areas in basketweave.
2. Cut 18 in of thread. Start and end it without a knot left behind.
3. Mark the middle of the canvas. It is the outlined square on page 2, column 70, row 70 (DMC 932): start there. Count threads, not holes.
4. Go on from it: picture first, background last. Gray squares are on two pages: stitch them once.
5. Last, two more rows all round, each stitch in the color it lies beside: the seam hides them.

First time? How to needlepoint: flossfield.com/needlepoint/guides/how-to-start/
How to read a chart: flossfield.com/needlepoint/guides/how-to-read-a-chart/

What you need

Canvas: blank mono canvas, 10 mesh (10 threads to the inch), cut 18.5 in square (47 cm).

Needle: blunt tapestry, size 18. Also masking tape for the cut edges, and small scissors.

Thread: pearl cotton size 3, 24 colors, about 45 skeins in all (an estimate). Stitch with 2 lengths together.

Make it a pillow: backing fabric, an insert the size of the stitching or an inch larger, and cord or piping for the edge. How to finish a pillow.

Thread list, DMC

			stitches	skeins
●	**3371**	Black Brown	7,714	13
■	**3033**	Very Light Mocha Brown	1,523	3
▲	**3782**	Light Mocha Brown	1,195	2
◆	**3032**	Medium Mocha Brown	1,038	3
▼	**319**	Very Dark Pistachio Green	968	2
★	**3790**	Ultra Dark Beige Gray	867	2
❖	**3347**	Medium Yellow Green	784	2
X	**932**	Light Antique Blue	730	2
H	**931**	Medium Antique Blue	625	1
+	**3348**	Light Yellow Green	505	1
=	**3752**	Very Light Antique Blue	453	1
Z	**760**	Salmon	453	1
A	**930**	Dark Antique Blue	442	1
V	**3799**	Very Dark Pewter Gray	393	1
T	**3328**	Dark Salmon	345	1
N	**3836**	Light Grape	299	1
S	**552**	Medium Violet	243	1
K	**347**	Very Dark Salmon	242	1
E	**948**	Very Light Peach	235	1
C	**815**	Medium Garnet	210	1
P	**911**	Medium Emerald Green	174	1
U	**913**	Medium Nile Green	81	1
L	**3756**	Ultra Very Light Baby Blue	53	1
2	**970**	Light Pumpkin	28	1

Skeins are estimates, with the two extra rows: the thread a stitch takes on the front and back of 10 mesh canvas, plus 30 percent, rounded up for each color.

Thread colors are approximate screen matches to DMC numbers. Check against real thread before you buy.

For your own stitching, gifts and handmade pieces you sell. Do not resell or share this PDF or copies of it.

Classic pigeon on a stone balustrade

Needlepoint pattern

Columns 1 to 74, rows 1 to 74. Start at the red outline

This page is the dark part of the chart



Key

- ● **DMC 3371** Black Brown
- ▼ **DMC 319** Very Dark Pistachio Green
- ★ **DMC 3790** Ultra Dark Beige Gray
- ❖ **DMC 3347** Medium Yellow Green
- X **DMC 932** Light Antique Blue
- H **DMC 931** Medium Antique Blue
- \+ **DMC 3348** Light Yellow Green
- = **DMC 3752** Very Light Antique Blue
- Z **DMC 760** Salmon
- A **DMC 930** Dark Antique Blue
- V **DMC 3799** Very Dark Pewter Gray
- N **DMC 3836** Light Grape
- S **DMC 552** Medium Violet
- K **DMC 347** Very Dark Salmon
- C **DMC 815** Medium Garnet
- P **DMC 911** Medium Emerald Green
- U **DMC 913** Medium Nile Green
- L **DMC 3756** Ultra Very Light Baby Blue
- 2 **DMC 970** Light Pumpkin

Classic pigeon on a stone balustrade Needlepoint pattern

Columns 75 to 140, rows 1 to 74. Gray squares: charted already, do not stitch again

This page is the dark part of the chart



Key

- ● **DMC 3371** Black Brown
- ▼ **DMC 319** Very Dark Pistachio Green
- ❖ **DMC 3347** Medium Yellow Green
- X **DMC 932** Light Antique Blue
- H **DMC 931** Medium Antique Blue
- \+ **DMC 3348** Light Yellow Green
- = **DMC 3752** Very Light Antique Blue
- Z **DMC 760** Salmon
- A **DMC 930** Dark Antique Blue
- V **DMC 3799** Very Dark Pewter Gray
- T **DMC 3328** Dark Salmon
- K **DMC 347** Very Dark Salmon
- E **DMC 948** Very Light Peach
- C **DMC 815** Medium Garnet

Classic pigeon on a stone balustrade Needlepoint pattern

Columns 1 to 74, rows 75 to 140. Gray squares: charted already, do not stitch again

This page is the dark part of the chart



Key

- **DMC 3371** Black Brown
- **DMC 3033** Very Light Mocha Brown
- **DMC 3782** Light Mocha Brown
- **DMC 3032** Medium Mocha Brown
- **DMC 319** Very Dark Pistachio Green
- **DMC 3790** Ultra Dark Beige Gray
- **DMC 3347** Medium Yellow Green
- **DMC 931** Medium Antique Blue
- **DMC 3348** Light Yellow Green
- **DMC 930** Dark Antique Blue
- **DMC 3799** Very Dark Pewter Gray
- **DMC 3328** Dark Salmon
- **DMC 347** Very Dark Salmon

Classic pigeon on a stone balustrade Needlepoint pattern

Columns 75 to 140, rows 75 to 140. Gray squares: charted already, do not stitch again

This page is the dark part of the chart

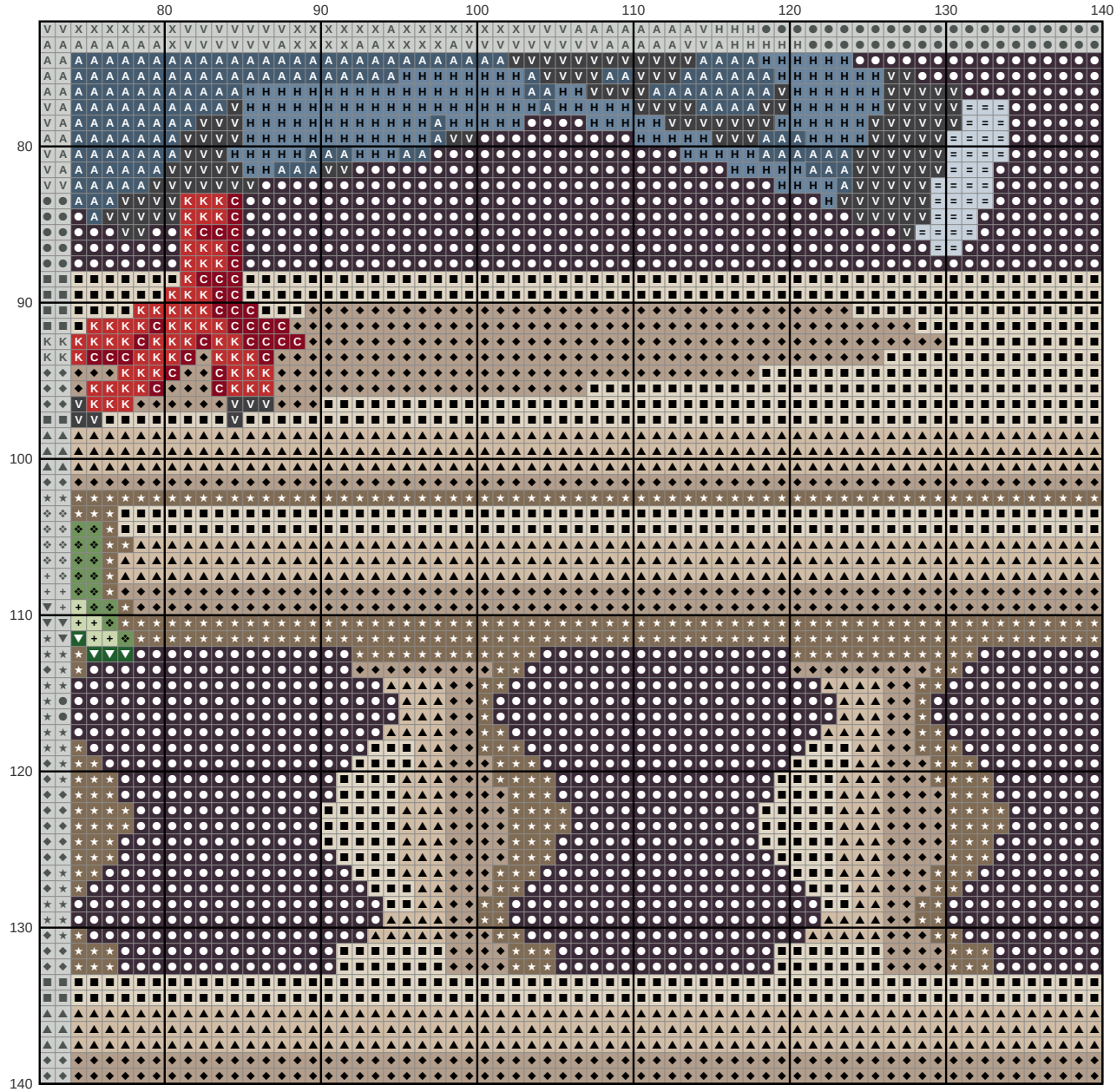

Key

- ● **DMC 3371** Black Brown
- ■ **DMC 3033** Very Light Mocha Brown
- ▲ **DMC 3782** Light Mocha Brown
- ◆ **DMC 3032** Medium Mocha Brown
- ▼ **DMC 319** Very Dark Pistachio Green
- ★ **DMC 3790** Ultra Dark Beige Gray
- ❖ **DMC 3347** Medium Yellow Green
- H **DMC 931** Medium Antique Blue
- \+ **DMC 3348** Light Yellow Green
- = **DMC 3752** Very Light Antique Blue
- A **DMC 930** Dark Antique Blue
- V **DMC 3799** Very Dark Pewter Gray
- K **DMC 347** Very Dark Salmon
- C **DMC 815** Medium Garnet