Classic copper pitcher with roses

Needlepoint pattern | 140 x 140 stitches | 14 x 14 in (35.6 x 35.6 cm) on 10 mesh | 24 colors



How to stitch it



1. Each square is one tent stitch, up at 1, down at 2. Lines in continental, right to left, the canvas upside down for the next row; wide areas in basketweave.
2. Cut 18 in of thread. Start and end it without a knot left behind.
3. Mark the middle of the canvas. It is the outlined square on page 2, column 70, row 70 (DMC 934): start there. Count threads, not holes.
4. Go on from it: picture first, background last. Gray squares are on two pages: stitch them once.
5. Last, two more rows all round, each stitch in the color it lies beside: the seam hides them.

First time? How to needlepoint: flossfield.com/needlepoint/guides/how-to-start/
How to read a chart: flossfield.com/needlepoint/guides/how-to-read-a-chart/

What you need

Canvas: blank mono canvas, 10 mesh (10 threads to the inch), cut 18.5 in square (47 cm).

Needle: blunt tapestry, size 18. Also masking tape for the cut edges, and small scissors.

Thread: pearl cotton size 3, 24 colors, about 41 skeins in all (an estimate). Stitch with 2 lengths together.

Make it a pillow: backing fabric, an insert the size of the stitching or an inch larger, and cord or piping for the edge. How to finish a pillow.

Thread list, DMC

			stitches	skeins
●	3371	Black Brown	6,501	11
■	154	Very Dark Grape	1,239	3
▲	934	Black Avocado Green	1,082	2
◆	3347	Medium Yellow Green	1,056	2
▼	355	Dark Terra Cotta	991	2
★	712	Cream	729	2
❖	3778	Light Terra Cotta	706	2
X	3776	Light Mahogany	657	1
H	738	Very Light Tan	642	1
+	300	Very Dark Mahogany	595	1
=	301	Medium Mahogany	569	1
Z	400	Dark Mahogany	544	1
A	739	Ultra Very Light Tan	544	1
V	758	Very Light Terra Cotta	543	1
T	3862	Dark Mocha Beige	539	1
N	3346	Hunter Green	479	1
S	3045	Dark Yellow Beige	448	1
K	3746	Dark Blue Violet	357	1
E	754	Light Peach	351	1
C	29	Eggplant	336	1
P	402	Very Light Mahogany	335	1
U	3856	Ultra Very Light Mahogany	182	1
L	368	Light Pistachio Green	115	1
2	341	Light Blue Violet	60	1

Skeins are estimates, with the two extra rows: the thread a stitch takes on the front and back of 10 mesh canvas, plus 30 percent, rounded up for each color.

Thread colors are approximate screen matches to DMC numbers. Check against real thread before you buy.

For your own stitching, gifts and handmade pieces you sell. Do not resell or share this PDF or copies of it.

Classic copper pitcher with roses

Needlepoint pattern

Columns 1 to 74, rows 1 to 74. Start at the red outline

This page is the dark part of the chart



Key

- ● **DMC 3371** Black Brown
- ▲ **DMC 934** Black Avocado Green
- ◆ **DMC 3347** Medium Yellow Green
- ▼ **DMC 355** Dark Terra Cotta
- ★ **DMC 712** Cream
- ❖ **DMC 3778** Light Terra Cotta
- X **DMC 3776** Light Mahogany
- H **DMC 738** Very Light Tan
- = **DMC 301** Medium Mahogany
- Z **DMC 400** Dark Mahogany
- A **DMC 739** Ultra Very Light Tan
- V **DMC 758** Very Light Terra Cotta
- T **DMC 3862** Dark Mocha Beige
- N **DMC 3346** Hunter Green
- S **DMC 3045** Dark Yellow Beige
- E **DMC 754** Light Peach
- P **DMC 402** Very Light Mahogany
- U **DMC 3856** Ultra Very Light Mahogany
- L **DMC 368** Light Pistachio Green

Classic copper pitcher with roses

Needlepoint pattern

Columns 75 to 140, rows 1 to 74. Gray squares: charted already, do not stitch again

This page is the dark part of the chart



Key

- **DMC 3371** Black Brown
- **DMC 934** Black Avocado Green
- **DMC 3347** Medium Yellow Green
- **DMC 355** Dark Terra Cotta
- **DMC 712** Cream
- **DMC 3778** Light Terra Cotta
- **DMC 3776** Light Mahogany
- **DMC 738** Very Light Tan
- **DMC 400** Dark Mahogany
- **DMC 739** Ultra Very Light Tan
- **DMC 758** Very Light Terra Cotta
- **DMC 3862** Dark Mocha Beige
- **DMC 3346** Hunter Green
- **DMC 3045** Dark Yellow Beige
- **DMC 754** Light Peach
- **DMC 402** Very Light Mahogany
- **DMC 3856** Ultra Very Light Mahogany
- **DMC 368** Light Pistachio Green

Classic copper pitcher with roses

Needlepoint pattern

Columns 1 to 74, rows 75 to 140. Gray squares: charted already, do not stitch again

This page is the dark part of the chart



Key

- **DMC 3371** Black Brown
- **DMC 154** Very Dark Grape
- **DMC 934** Black Avocado Green
- **DMC 3347** Medium Yellow Green
- **DMC 355** Dark Terra Cotta
- **DMC 712** Cream
- **DMC 3778** Light Terra Cotta
- **DMC 3776** Light Mahogany
- **DMC 300** Very Dark Mahogany
- **DMC 301** Medium Mahogany
- **DMC 400** Dark Mahogany
- **DMC 758** Very Light Terra Cotta
- **DMC 3346** Hunter Green
- **DMC 3746** Dark Blue Violet
- **DMC 754** Light Peach
- **DMC 29** Eggplant
- **DMC 402** Very Light Mahogany
- **DMC 3856** Ultra Very Light Mahogany
- **DMC 368** Light Pistachio Green

Classic copper pitcher with roses

Needlepoint pattern

Columns 75 to 140, rows 75 to 140. Gray squares: charted already, do not stitch again

This page is the dark part of the chart



Key

- ● **DMC 3371** Black Brown
- ■ **DMC 154** Very Dark Grape
- ▲ **DMC 934** Black Avocado Green
- ◆ **DMC 3347** Medium Yellow Green
- ★ **DMC 712** Cream
- X **DMC 3776** Light Mahogany
- H **DMC 738** Very Light Tan
- \+ **DMC 300** Very Dark Mahogany
- = **DMC 301** Medium Mahogany
- Z **DMC 400** Dark Mahogany
- A **DMC 739** Ultra Very Light Tan
- T **DMC 3862** Dark Mocha Beige
- N **DMC 3346** Hunter Green
- S **DMC 3045** Dark Yellow Beige
- K **DMC 3746** Dark Blue Violet
- C **DMC 29** Eggplant
- P **DMC 402** Very Light Mahogany
- U **DMC 3856** Ultra Very Light Mahogany
- L **DMC 368** Light Pistachio Green
- 2 **DMC 341** Light Blue Violet