Classic pram full of roses

Needlepoint pattern | 130 x 130 stitches | 10 x 10 in (25.4 x 25.4 cm) on 13 mesh | 20 colors



How to stitch it



1. Each square is one tent stitch, up at 1, down at 2. Lines in continental, right to left, the canvas upside down for the next row; wide areas in basketweave.
2. Cut 18 in of thread. Start and end it without a knot left behind.
3. Mark the middle of the canvas. It is the outlined square on page 2, column 65, row 65 (DMC 3354): start there. Count threads, not holes.
4. Go on from it: picture first, background last. Gray squares are on two pages: stitch them once.
5. Last, two more rows all round in DMC 500: the seam hides them.

First time? How to needlepoint: flossfield.com/needlepoint/guides/how-to-start/
How to read a chart: flossfield.com/needlepoint/guides/how-to-read-a-chart/

What you need

Canvas: blank mono canvas, 13 mesh (13 threads to the inch), cut 14.5 in square (36.8 cm).

Needle: blunt tapestry, size 20. Also masking tape for the cut edges, and small scissors.

Thread: six-strand floss, 20 colors, about 37 skeins in all (an estimate). Stitch with 7 strands (8 if canvas shows).

Make it a pillow: backing fabric, an insert the size of the stitching or an inch larger, and cord or piping for the edge. How to finish a pillow.

Thread list, DMC

			stitches	skeins
●	**500**	Very Dark Blue Green	7,404	13
■	**712**	Cream	1,401	3
▲	**433**	Medium Brown	823	2
◆	**3733**	Dusty Rose	711	2
▼	**3347**	Medium Yellow Green	693	2
★	**738**	Very Light Tan	658	1
❖	**3685**	Very Dark Mauve	579	1
X	**3354**	Light Dusty Rose	526	1
H	**818**	Baby Pink	519	1
+	**3042**	Light Antique Violet	476	1
=	**3348**	Light Yellow Green	415	1
Z	**822**	Light Beige Gray	407	1
A	**436**	Tan	390	1
V	**3743**	Very Light Antique Violet	389	1
T	**3350**	Ultra Dark Dusty Rose	332	1
N	**340**	Medium Blue Violet	313	1
S	**3746**	Dark Blue Violet	296	1
K	**502**	Blue Green	277	1
E	**3345**	Dark Hunter Green	147	1
C	**3747**	Very Light Blue Violet	144	1

Skeins are estimates, with the two extra rows: the thread a stitch takes on the front and back of 13 mesh canvas, plus 30 percent, rounded up for each color.

Thread colors are approximate screen matches to DMC numbers. Check against real thread before you buy.

For your own stitching, gifts and handmade pieces you sell. Do not resell or share this PDF or copies of it.

Classic pram full of roses Needlepoint pattern

Columns 1 to 69, rows 1 to 69. Start at the red outline

This page is the dark part of the chart



Key

- **DMC 500** Very Dark Blue Green
- **DMC 712** Cream
- **DMC 433** Medium Brown
- **DMC 3733** Dusty Rose
- **DMC 3347** Medium Yellow Green
- **DMC 738** Very Light Tan
- **DMC 3685** Very Dark Mauve
- **DMC 3354** Light Dusty Rose
- **DMC 818** Baby Pink
- **DMC 3042** Light Antique Violet
- **DMC 3348** Light Yellow Green
- **DMC 436** Tan
- **DMC 3350** Ultra Dark Dusty Rose
- **DMC 340** Medium Blue Violet
- **DMC 3746** Dark Blue Violet
- **DMC 3345** Dark Hunter Green
- **DMC 3747** Very Light Blue Violet

Classic pram full of roses Needlepoint pattern

Columns 70 to 130, rows 1 to 69. Gray squares: charted already, do not stitch again

This page is the dark part of the chart



Key

- **DMC 500** Very Dark Blue Green
- **DMC 712** Cream
- **DMC 433** Medium Brown
- **DMC 3733** Dusty Rose
- **DMC 3347** Medium Yellow Green
- **DMC 738** Very Light Tan
- **DMC 3685** Very Dark Mauve
- **DMC 3354** Light Dusty Rose
- **DMC 818** Baby Pink
- **DMC 3042** Light Antique Violet
- **DMC 3348** Light Yellow Green
- **DMC 822** Light Beige Gray
- **DMC 436** Tan
- **DMC 3743** Very Light Antique Violet
- **DMC 3350** Ultra Dark Dusty Rose
- **DMC 340** Medium Blue Violet
- **DMC 3345** Dark Hunter Green

Classic pram full of roses Needlepoint pattern

Columns 1 to 69, rows 70 to 130. Gray squares: charted already, do not stitch again

This page is the dark part of the chart



Key

- DMC 500 Very Dark Blue Green
- DMC 712 Cream
- DMC 433 Medium Brown
- DMC 3733 Dusty Rose
- DMC 3347 Medium Yellow Green
- DMC 738 Very Light Tan
- DMC 3685 Very Dark Mauve
- DMC 3354 Light Dusty Rose
- DMC 818 Baby Pink
- DMC 3042 Light Antique Violet
- DMC 3348 Light Yellow Green
- DMC 436 Tan
- DMC 3743 Very Light Antique Violet
- DMC 3350 Ultra Dark Dusty Rose
- DMC 502 Blue Green
- DMC 3345 Dark Hunter Green

Classic pram full of roses Needlepoint pattern

Columns 70 to 130, rows 70 to 130. Gray squares: charted already, do not stitch again

This page is the dark part of the chart



Key

- **DMC 500** Very Dark Blue Green
- **DMC 712** Cream
- **DMC 433** Medium Brown
- **DMC 3733** Dusty Rose
- **DMC 3347** Medium Yellow Green
- **DMC 738** Very Light Tan
- **DMC 3685** Very Dark Mauve
- **DMC 3354** Light Dusty Rose
- **DMC 818** Baby Pink
- **DMC 3042** Light Antique Violet
- **DMC 3348** Light Yellow Green
- **DMC 436** Tan
- **DMC 3743** Very Light Antique Violet
- **DMC 3350** Ultra Dark Dusty Rose
- **DMC 340** Medium Blue Violet
- **DMC 3746** Dark Blue Violet
- **DMC 502** Blue Green
- **DMC 3345** Dark Hunter Green
- **DMC 3747** Very Light Blue Violet