Classic puffin on a sea cliff

Needlepoint pattern | 90 x 126 stitches | 5 x 7 in (12.7 x 17.8 cm) on 18 mesh | 20 colors



How to stitch it



1. Each square is one tent stitch, up at 1, down at 2. Lines in continental, right to left, the canvas upside down for the next row; wide areas in basketweave.
2. Cut 18 in of thread. Start and end it without a knot left behind.
3. Mark the middle of the canvas. It is the outlined square on page 2, column 45, row 63 (DMC 931): start there. Count threads, not holes.
4. Go on from it: picture first, background last. Gray squares are on two pages: stitch them once.
5. When it is done, block it square.

First time? How to needlepoint: flossfield.com/needlepoint/guides/how-to-start/
How to read a chart: flossfield.com/needlepoint/guides/how-to-read-a-chart/

What you need

Canvas: blank mono canvas, 18 mesh (18 threads to the inch), cut 9 in wide x 11 in high (22.9 x 27.9 cm).

Needle: blunt tapestry, size 22. Also masking tape for the cut edges, and small scissors.

Thread: six-strand floss, 20 colors, about 22 skeins in all (an estimate). Stitch with 4 strands (5 or 6 if canvas shows).

Frame it: acid-free board and a frame.
How to frame needlepoint.

Thread list, DMC

			stitches	skeins
●	3811	Very Light Turquoise	1,424	2
■	3816	Celadon Green	1,311	2
▲	BLANC	White	1,034	1
◆	3814	Aquamarine	1,009	1
▼	310	Black	948	1
★	598	Light Turquoise	798	1
❖	926	Medium Gray Green	657	1
X	747	Very Light Sky Blue	639	1
H	3750	Very Dark Antique Blue	631	1
+	159	Light Gray Blue	599	1
=	931	Medium Antique Blue	380	1
Z	645	Very Dark Beaver Gray	303	1
A	644	Medium Beige Gray	249	1
V	946	Medium Burnt Orange	235	1
T	3733	Dusty Rose	233	1
N	3345	Dark Hunter Green	229	1
S	3689	Light Mauve	224	1
K	3350	Ultra Dark Dusty Rose	176	1
E	743	Medium Yellow	166	1
C	919	Red Copper	95	1

Skeins are estimates: the thread a stitch takes on the front and back of 18 mesh canvas, plus 30 percent, rounded up for each color.
Thread colors are approximate screen matches to DMC numbers. Check against real thread before you buy.
For your own stitching, gifts and handmade pieces you sell. Do not resell or share this PDF or copies of it.

Classic puffin on a sea cliff Needlepoint pattern

Columns 1 to 90, rows 1 to 67. Start at the red outline

This page is the dark part of the chart



Key

- DMC 3811 Very Light Turquoise
- DMC 3816 Celadon Green
- DMC BLANC White
- DMC 310 Black
- DMC 598 Light Turquoise
- DMC 926 Medium Gray Green
- DMC 747 Very Light Sky Blue
- DMC 3750 Very Dark Antique Blue
- DMC 159 Light Gray Blue
- DMC 931 Medium Antique Blue
- DMC 946 Medium Burnt Orange
- DMC 743 Medium Yellow
- DMC 919 Red Copper

Classic puffin on a sea cliff

Needlepoint pattern

Columns 1 to 90, rows 68 to 126. Gray squares: charted already, do not stitch again

This page is the dark part of the chart



Key

- **DMC 3811** Very Light Turquoise
- **DMC 3816** Celadon Green
- **DMC BLANC** White
- **DMC 3814** Aquamarine
- **DMC 310** Black
- **DMC 926** Medium Gray Green
- **DMC 3750** Very Dark Antique Blue
- **DMC 159** Light Gray Blue
- **DMC 931** Medium Antique Blue
- **DMC 645** Very Dark Beaver Gray
- **DMC 644** Medium Beige Gray
- **DMC 946** Medium Burnt Orange
- **DMC 3733** Dusty Rose
- **DMC 3345** Dark Hunter Green
- **DMC 3689** Light Mauve
- **DMC 3350** Ultra Dark Dusty Rose
- **DMC 743** Medium Yellow
- **DMC 919** Red Copper