Classic pull-along duck on Christmas Eve

Needlepoint pattern | 130 x 130 stitches | 10 x 10 in (25.4 x 25.4 cm) on 13 mesh | 20 colors



How to stitch it



1. Each square is one tent stitch, up at 1, down at 2. Lines in continental, right to left, the canvas upside down for the next row; wide areas in basketweave.
2. Cut 18 in of thread. Start and end it without a knot left behind.
3. Mark the middle of the canvas. It is the outlined square on page 2, column 65, row 65 (DMC 939): start there. Count threads, not holes.
4. Go on from it: picture first, background last. Gray squares are on two pages: stitch them once.
5. Last, two more rows all round in DMC 814: the seam hides them.

First time? How to needlepoint: flossfield.com/needlepoint/guides/how-to-start/
How to read a chart: flossfield.com/needlepoint/guides/how-to-read-a-chart/

What you need

Canvas: blank mono canvas, 13 mesh (13 threads to the inch), cut 14.5 in square (36.8 cm).

Needle: blunt tapestry, size 20. Also masking tape for the cut edges, and small scissors.

Thread: six-strand floss, 20 colors, about 37 skeins in all (an estimate). Stitch with 7 strands (8 if canvas shows).

Make it a pillow: backing fabric, an insert the size of the stitching or an inch larger, and cord or piping for the edge. How to finish a pillow.

Thread list, DMC

			stitches	skeins
●	939	Very Dark Navy Blue	3,860	6
■	814	Dark Garnet	2,221	5
▲	433	Medium Brown	1,799	3
◆	3820	Dark Straw	1,655	3
▼	712	Cream	1,339	2
★	336	Navy Blue	1,196	2
❖	895	Very Dark Hunter Green	880	2
X	801	Dark Coffee Brown	746	2
H	321	Red	465	1
+	3033	Very Light Mocha Brown	445	1
=	3862	Dark Mocha Beige	378	1
Z	3811	Very Light Turquoise	313	1
A	3810	Dark Turquoise	292	1
V	3346	Hunter Green	290	1
T	350	Medium Coral	275	1
N	780	Ultra Very Dark Topaz	261	1
S	3347	Medium Yellow Green	185	1
K	3808	Ultra Very Dark Turquoise	174	1
E	741	Medium Tangerine	77	1
C	920	Medium Copper	49	1

Skeins are estimates, with the two extra rows: the thread a stitch takes on the front and back of 13 mesh canvas, plus 30 percent, rounded up for each color.

Thread colors are approximate screen matches to DMC numbers. Check against real thread before you buy.

For your own stitching, gifts and handmade pieces you sell. Do not resell or share this PDF or copies of it.

Classic pull-along duck on Christmas Eve

Needlepoint pattern

Columns 1 to 69, rows 1 to 69. Start at the red outline

This page is the dark part of the chart



Key

- **DMC 939** Very Dark Navy Blue
- **DMC 814** Dark Garnet
- **DMC 3820** Dark Straw
- **DMC 712** Cream
- **DMC 336** Navy Blue
- **DMC 895** Very Dark Hunter Green
- **DMC 801** Dark Coffee Brown
- **DMC 321** Red
- **DMC 3033** Very Light Mocha Brown
- **DMC 3862** Dark Mocha Beige
- **DMC 3811** Very Light Turquoise
- **DMC 350** Medium Coral
- **DMC 780** Ultra Very Dark Topaz
- **DMC 741** Medium Tangerine
- **DMC 920** Medium Copper

Classic pull-along duck on Christmas Eve Needlepoint pattern

Columns 70 to 130, rows 1 to 69. Gray squares: charted already, do not stitch again

This page is the dark part of the chart



Key

- **DMC 939** Very Dark Navy Blue
- **DMC 814** Dark Garnet
- **DMC 3820** Dark Straw
- **DMC 712** Cream
- **DMC 336** Navy Blue
- **DMC 895** Very Dark Hunter Green
- **DMC 321** Red
- **DMC 3033** Very Light Mocha Brown
- **DMC 3862** Dark Mocha Beige
- **DMC 3811** Very Light Turquoise
- **DMC 3810** Dark Turquoise
- **DMC 3346** Hunter Green
- **DMC 350** Medium Coral
- **DMC 780** Ultra Very Dark Topaz
- **DMC 3347** Medium Yellow Green
- **DMC 3808** Ultra Very Dark Turquoise

Classic pull-along duck on Christmas Eve Needlepoint pattern

Columns 1 to 69, rows 70 to 130. Gray squares: charted already, do not stitch again

This page is the dark part of the chart



Key

- ● **DMC 939** Very Dark Navy Blue
- ■ **DMC 814** Dark Garnet
- ▲ **DMC 433** Medium Brown
- ◆ **DMC 3820** Dark Straw
- ▼ **DMC 712** Cream
- ❖ **DMC 895** Very Dark Hunter Green
- X **DMC 801** Dark Coffee Brown
- H **DMC 321** Red
- \+ **DMC 3033** Very Light Mocha Brown
- = **DMC 3862** Dark Mocha Beige
- Z **DMC 3811** Very Light Turquoise
- A **DMC 3810** Dark Turquoise
- T **DMC 350** Medium Coral
- N **DMC 780** Ultra Very Dark Topaz
- K **DMC 3808** Ultra Very Dark Turquoise

Classic pull-along duck on Christmas Eve Needlepoint pattern

Columns 70 to 130, rows 70 to 130. Gray squares: charted already, do not stitch again

This page is the dark part of the chart



Key

- **DMC 939** Very Dark Navy Blue
- **DMC 814** Dark Garnet
- **DMC 433** Medium Brown
- **DMC 3820** Dark Straw
- **DMC 712** Cream
- **DMC 895** Very Dark Hunter Green
- **DMC 801** Dark Coffee Brown
- **DMC 321** Red
- **DMC 3033** Very Light Mocha Brown
- **DMC 3862** Dark Mocha Beige
- **DMC 3811** Very Light Turquoise
- **DMC 3810** Dark Turquoise
- **DMC 350** Medium Coral
- **DMC 780** Ultra Very Dark Topaz
- **DMC 3808** Ultra Very Dark Turquoise