Classic heirloom pumpkin on the vine

Needlepoint pattern | 72 x 72 stitches | 4 x 4 in (10.2 x 10.2 cm) on 18 mesh | 16 colors



How to stitch it



1. Each square is one tent stitch, up at 1, down at 2. Lines in continental, right to left, the canvas upside down for the next row; wide areas in basketweave.
2. Cut 18 in of thread. Start and end it without a knot left behind.
3. Mark the middle of the canvas. It is the outlined square, column 36, row 36 (DMC 3777): start there. Count threads, not holes.
4. Go on from it: picture first, background last. End the thread before crossing another color.
5. Last, two more rows all round in DMC 437: the board's edge hides them.

First time? How to needlepoint: flossfield.com/needlepoint/guides/how-to-start/
How to read a chart: flossfield.com/needlepoint/guides/how-to-read-a-chart/

What you need

Canvas: blank mono canvas, 18 mesh (18 threads to the inch), cut 8.5 in square (21.6 cm).

Needle: blunt tapestry, size 22. Also masking tape for the cut edges, and small scissors.

Thread: six-strand floss, 16 colors, about 18 skeins in all (an estimate). Stitch with 4 strands (5 or 6 if canvas shows).

Make it an ornament: board, thin batting, backing fabric and twisted cord.
How to finish an ornament.

Thread list, DMC

			stitches	skeins
●	**739**	Ultra Very Light Tan	1,672	2
■	**437**	Light Tan	683	2
▲	**3363**	Medium Pine Green	414	1
◆	**3777**	Very Dark Terra Cotta	343	1
▼	**722**	Light Orange Spice	317	1
★	**801**	Dark Coffee Brown	308	1
❖	**523**	Light Fern Green	271	1
X	**3051**	Dark Green Gray	216	1
H	**721**	Medium Orange Spice	212	1
+	**919**	Red Copper	188	1
=	**725**	Medium Light Topaz	125	1
Z	**772**	Very Light Yellow Green	115	1
A	**783**	Medium Topaz	106	1
V	**3856**	Ultra Very Light Mahogany	89	1
T	**745**	Light Pale Yellow	74	1
N	**3862**	Dark Mocha Beige	51	1

Skeins are estimates, with the two extra rows: the thread a stitch takes on the front and back of 18 mesh canvas, plus 30 percent, rounded up for each color.

Thread colors are approximate screen matches to DMC numbers. Check against real thread before you buy.

For your own stitching, gifts and handmade pieces you sell. Do not resell or share this PDF or copies of it.

Classic heirloom pumpkin on the vine

Needlepoint pattern

Chart: 72 x 72 stitches. Start at the red outline



Key

- ● **DMC 739** Ultra Very Light Tan
- ■ **DMC 437** Light Tan
- ▲ **DMC 3363** Medium Pine Green
- ◆ **DMC 3777** Very Dark Terra Cotta
- ▼ **DMC 722** Light Orange Spice
- ★ **DMC 801** Dark Coffee Brown
- ❖ **DMC 523** Light Fern Green
- X **DMC 3051** Dark Green Gray
- H **DMC 721** Medium Orange Spice
- \+ **DMC 919** Red Copper
- = **DMC 725** Medium Light Topaz
- Z **DMC 772** Very Light Yellow Green
- A **DMC 783** Medium Topaz
- V **DMC 3856** Ultra Very Light Mahogany
- T **DMC 745** Light Pale Yellow
- N **DMC 3862** Dark Mocha Beige