Classic puzzle pieces

Needlepoint pattern | 90 x 126 stitches | 5 x 7 in (12.7 x 17.8 cm) on 18 mesh | 20 colors



How to stitch it



1. Each square is one tent stitch, up at 1, down at 2. Lines in continental, right to left, the canvas upside down for the next row; wide areas in basketweave.
2. Cut 18 in of thread. Start and end it without a knot left behind.
3. Mark the middle of the canvas. It is the outlined square on page 2, column 45, row 63 (DMC 801): start there. Count threads, not holes.
4. Go on from it: picture first, background last. Gray squares are on two pages: stitch them once.
5. When it is done, block it square.

First time? How to needlepoint: flossfield.com/needlepoint/guides/how-to-start/
How to read a chart: flossfield.com/needlepoint/guides/how-to-read-a-chart/

What you need

Canvas: blank mono canvas, 18 mesh (18 threads to the inch), cut 9 in wide x 11 in high (22.9 x 27.9 cm).

Needle: blunt tapestry, size 22. Also masking tape for the cut edges, and small scissors.

Thread: six-strand floss, 20 colors, about 22 skeins in all (an estimate). Stitch with 4 strands (5 or 6 if canvas shows).

Frame it: acid-free board and a frame.
How to frame needlepoint.

Thread list, DMC

			stitches	skeins
●	801	Dark Coffee Brown	3,176	3
■	932	Light Antique Blue	1,128	1
▲	898	Very Dark Coffee Brown	966	1
◆	931	Medium Antique Blue	954	1
▼	938	Ultra Dark Coffee Brown	671	1
★	433	Medium Brown	619	1
❖	3865	Winter White	600	1
X	930	Dark Antique Blue	482	1
H	3325	Light Baby Blue	443	1
+	918	Dark Red Copper	408	1
=	739	Ultra Very Light Tan	348	1
Z	3750	Very Dark Antique Blue	318	1
A	780	Ultra Very Dark Topaz	316	1
V	783	Medium Topaz	306	1
T	3820	Dark Straw	211	1
N	920	Medium Copper	128	1
S	3822	Light Straw	84	1
K	815	Medium Garnet	76	1
E	321	Red	73	1
C	350	Medium Coral	33	1

Skeins are estimates: the thread a stitch takes on the front and back of 18 mesh canvas, plus 30 percent, rounded up for each color.
Thread colors are approximate screen matches to DMC numbers. Check against real thread before you buy.
For your own stitching, gifts and handmade pieces you sell. Do not resell or share this PDF or copies of it.

Classic puzzle pieces

Needlepoint pattern

Columns 1 to 90, rows 1 to 67. Start at the red outline

This page is the dark part of the chart



Key

- **DMC 801** Dark Coffee Brown
- **DMC 932** Light Antique Blue
- **DMC 898** Very Dark Coffee Brown
- **DMC 931** Medium Antique Blue
- **DMC 938** Ultra Dark Coffee Brown
- **DMC 433** Medium Brown
- **DMC 3865** Winter White
- **DMC 930** Dark Antique Blue
- **DMC 3325** Light Baby Blue
- **DMC 918** Dark Red Copper
- **DMC 739** Ultra Very Light Tan
- **DMC 3750** Very Dark Antique Blue
- **DMC 780** Ultra Very Dark Topaz
- **DMC 783** Medium Topaz
- **DMC 3820** Dark Straw
- **DMC 920** Medium Copper
- **DMC 3822** Light Straw
- **DMC 815** Medium Garnet
- **DMC 321** Red
- **DMC 350** Medium Coral

Classic puzzle pieces

Needlepoint pattern

Columns 1 to 90, rows 68 to 126. Gray squares: charted already, do not stitch again

This page is the dark part of the chart



Key

- **DMC 801** Dark Coffee Brown
- **DMC 932** Light Antique Blue
- **DMC 898** Very Dark Coffee Brown
- **DMC 931** Medium Antique Blue
- **DMC 938** Ultra Dark Coffee Brown
- **DMC 433** Medium Brown
- **DMC 3865** Winter White
- **DMC 930** Dark Antique Blue
- **DMC 3325** Light Baby Blue
- **DMC 918** Dark Red Copper
- **DMC 739** Ultra Very Light Tan
- **DMC 3750** Very Dark Antique Blue
- **DMC 780** Ultra Very Dark Topaz
- **DMC 783** Medium Topaz
- **DMC 3820** Dark Straw
- **DMC 920** Medium Copper
- **DMC 815** Medium Garnet
- **DMC 321** Red
- **DMC 350** Medium Coral