Classic quail

Needlepoint pattern | 72 x 72 stitches | 4 x 4 in (10.2 x 10.2 cm) on 18 mesh | 13 colors



How to stitch it



1. Each square is one tent stitch, up at 1, down at 2. Lines in continental, right to left, the canvas upside down for the next row; wide areas in basketweave.
2. Cut 18 in of thread. Start and end it without a knot left behind.
3. Mark the middle of the canvas. It is the outlined square, column 36, row 36 (DMC 433): start there. Count threads, not holes.
4. Go on from it: picture first, background last. End the thread before crossing another color.
5. Last, two more rows all round in DMC 987: the board's edge hides them.

First time? How to needlepoint: flossfield.com/needlepoint/guides/how-to-start/
How to read a chart: flossfield.com/needlepoint/guides/how-to-read-a-chart/

What you need

Canvas: blank mono canvas, 18 mesh (18 threads to the inch), cut 8.5 in square (21.6 cm).

Needle: blunt tapestry, size 22. Also masking tape for the cut edges, and small scissors.

Thread: six-strand floss, 13 colors, about 16 skeins in all (an estimate). Stitch with 4 strands (5 or 6 if canvas shows).

Make it an ornament: board, thin batting, backing fabric and twisted cord.
How to finish an ornament.

Thread list, DMC

			stitches	skeins
●	**987**	Dark Forest Green	4,078	4
■	**728**	Topaz	260	1
◆	**433**	Medium Brown	230	1
★	**809**	Delft Blue	104	1
▲	**310**	Black	92	1
H	**ECRU**	Ecru	89	1
X	**898**	Very Dark Coffee Brown	81	1
A	**702**	Kelly Green	50	1
▼	**BLANC**	White	44	1
❖	**436**	Tan	43	1
Z	**704**	Bright Chartreuse	42	1
+	**738**	Very Light Tan	37	1
=	**3799**	Very Dark Pewter Gray	34	1

Skeins are estimates, with the two extra rows: the thread a stitch takes on the front and back of 18 mesh canvas, plus 30 percent, rounded up for each color.

Thread colors are approximate screen matches to DMC numbers. Check against real thread before you buy.

For your own stitching, gifts and handmade pieces you sell. Do not resell or share this PDF or copies of it.

Classic quail Needlepoint pattern

Chart: 72 x 72 stitches. Start at the red outline

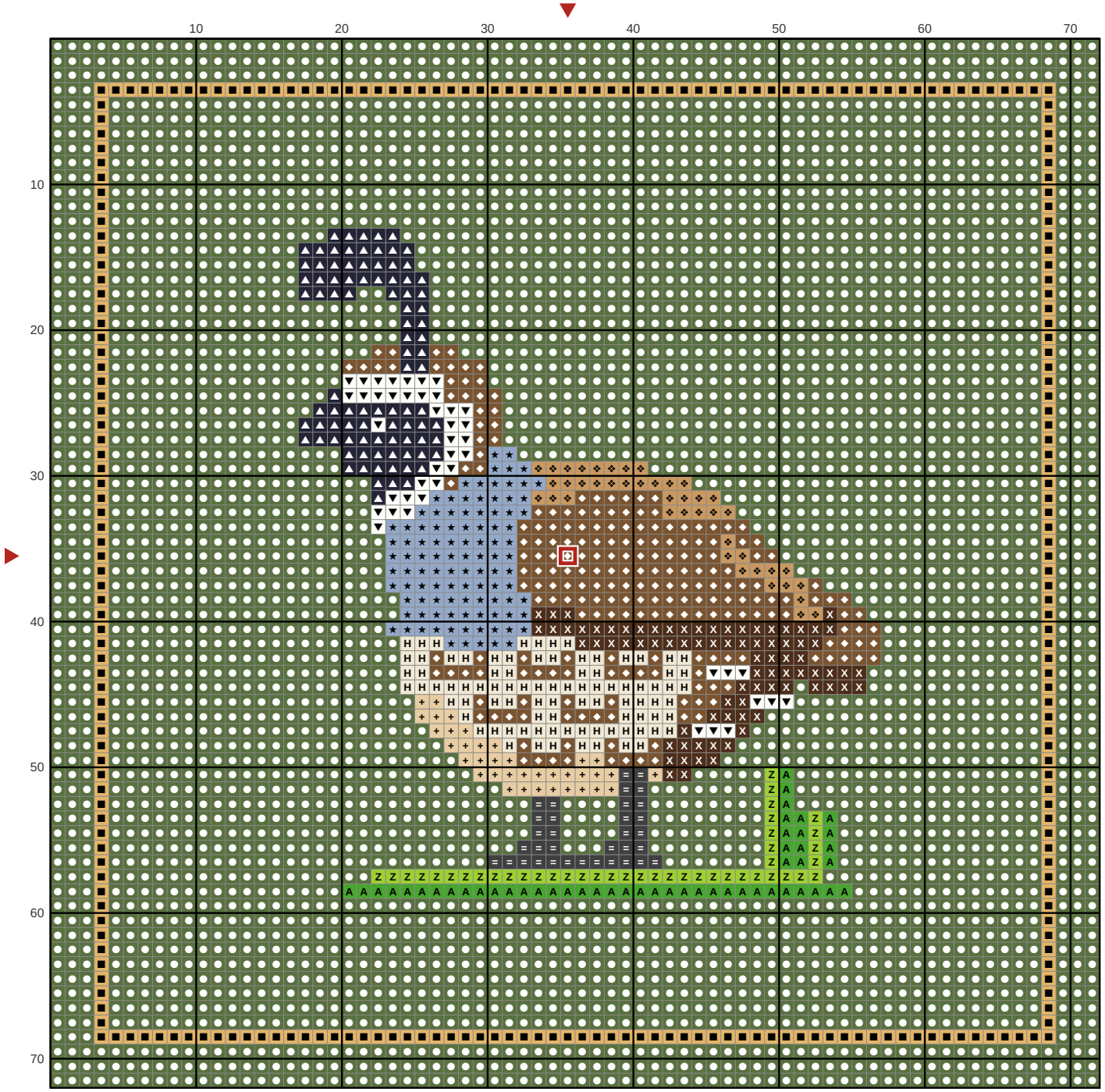

Key

- **DMC 987** Dark Forest Green
- **DMC 728** Topaz
- **DMC 433** Medium Brown
- **DMC 809** Delft Blue
- **DMC 310** Black
- **DMC ECRU** Ecru
- **DMC 898** Very Dark Coffee Brown
- **DMC 702** Kelly Green
- **DMC BLANC** White
- **DMC 436** Tan
- **DMC 704** Bright Chartreuse
- **DMC 738** Very Light Tan
- **DMC 3799** Very Dark Pewter Gray